

CAN Visio Growth Portfolio 75/100

May 31, 2026

This segregated fund invests primarily in Canadian and foreign equities but includes fixed-income securities currently through the IPC Private Wealth Visio Growth Pool. It targets an asset mix of 10 to 30 per cent fixed income and 70 to 90 per cent equities.

Is this fund right for you?

- A person who is investing for the medium to longer term with a target of no more than 70 to 90 per cent invested in equities and is comfortable with low to moderate risk.



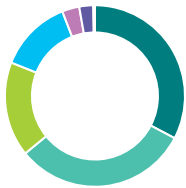
Fund category
Global Equity Balanced

Inception date
May 16, 2025

Management expense ratio (MER)*
-

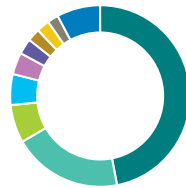
Fund management
Portfolio Solutions Group, Mackenzie Investments, Beutel, Goodman & Company Ltd.

How is the fund invested? (as of March 31, 2026)



Asset allocation (%)

International Equity	32.7
Canadian Equity	31.4
US Equity	16.9
Domestic Bonds	13.1
Foreign Bonds	3.1
Income Trust Units	2.5
Cash and Equivalents	0.3



Geographic allocation (%)

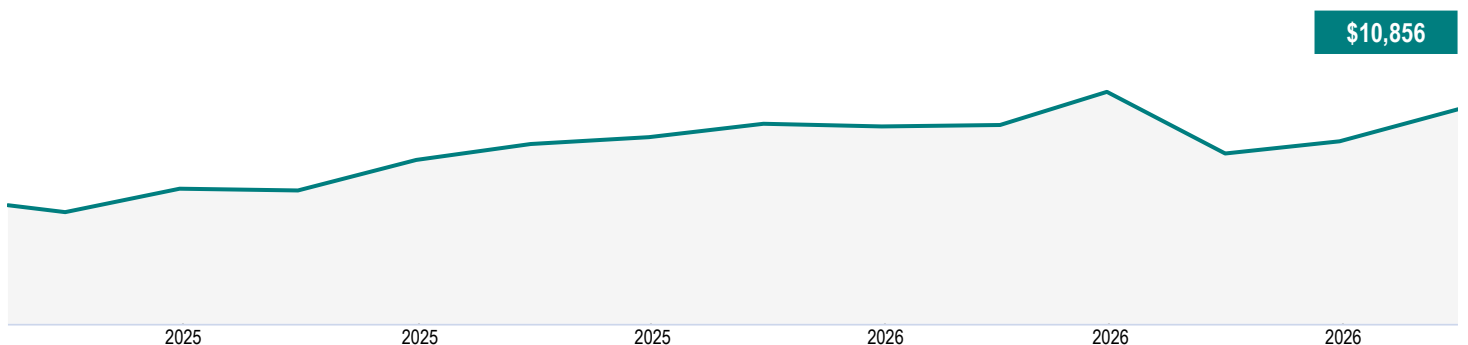
Canada	47.0
United States	19.6
Japan	6.8
Switzerland	5.5
United Kingdom	3.9
Ireland	2.8
France	2.3
Germany	2.3
Australia	2.0
Other	7.8



Sector allocation (%)

Financial Services	16.9
Fixed Income	16.2
Consumer Services	11.0
Healthcare	9.5
Technology	9.0
Basic Materials	7.5
Real Estate	7.5
Telecommunications	7.0
Industrial Services	5.7
Other	9.7

Growth of \$10,000 (since inception)



CAN Visio Growth Portfolio 75/100

May 31, 2026

Fund details (as of March 31, 2026)

Top holdings	%
CCL Industries Inc CI B	3.1
Chubb Ltd	3.1
Alimentation Couche-Tard Inc	3.0
PPG Industries Inc	2.9
Merck & Co Inc	2.9
Toronto-Dominion Bank	2.9
Restaurant Brands International Inc	2.6
Medtronic PLC	2.6
Alberta Province 2.05% 01-Jun-2030	2.6
Canadian National Railway Co	2.5
Total allocation in top holdings	28.2

Portfolio characteristics	
Standard deviation	-
Dividend yield	2.43%
Yield to maturity	3.97%
Duration (years)	3.30
Coupon	3.58%
Average credit rating	A
Average market cap (million)	\$110,868.3

Net assets (million)

-

Price
\$10.86

Number of holdings
5469

Minimum initial investment
-

Fund codes

FEL – CLGA147E
DSC^ – CLGA147F
CB2 – CLGA147R
CB4 – CLGA147G

Understanding returns

Annual compound returns (%)

1 MO	3 MO	YTD	1 YR	3 YR	5 YR	10 YR	INCEPTION
2.70	-1.41	1.43	9.23	-	-	-	8.21

Calendar year returns (%)

2025	2024	2023	2022	2021	2020	2019	2018
-	-	-	-	-	-	-	-

Range of returns over five years

Best return	Best period end date	Worst return	Worst period end date	Average Return	% of periods with positive returns	Number of positive periods	Number of negative periods
Data not available based on date of inception							

Data not available based on date of inception

Contact information

Customer service centre

Toll free:
1-888-252-1847

Corporate website:
canadalife.com

CAN Visio Growth Portfolio 75/100

May 31, 2026

Commentary and opinions are provided by Portfolio Solutions Group, Mackenzie Investments, Beutel, Goodman & Company Ltd..

*For Partner series and Preferred partner series an advisory and management services (AMS) fee, of between 0.50% and 1.25%, is negotiated between you and your advisor. The MER doesn't include this fee.

Canada Life is currently waiving a portion of the investment management fees on the High Interest Savings fund to target an estimated management expense ratio of 1.00%. Canada Life is not obligated to continue waiving these fees and it may cease to do so at any time without notice.

The 7-day annualized yield is based on the annualized total return of the fund over the past seven calendar days and does not represent an actual one-year return. It's important to note that 7-day annualized yield is not an indicator of future performance of the fund.

^Deferred Sales Charge (DSC) purchase option is not available for new contributions given regulatory bans that came into effect June 1, 2023. For certain policies where DSC is the only sales charge option available, new contributions may be accepted. Additional disclosure may be required.

†Soft capped - Contributions are no longer accepted to new investors., ‡Hard capped - Contributions are no longer accepted.

Distribution of the chart, history standard and short-term reports are not permitted without including the fund profile long-term report. A description of the key features of Canada Life's individual variable insurance contract is contained in the information folder, available from your advisor. Any amount that is allocated to a segregated fund is invested at the risk of the policyowner and may increase or decrease in value. A description of the key features of Canada Life's individual variable insurance contract is contained in the information folder, available from your advisor. Reports produced using this web site are for information purposes only. Canada Life and their affiliates, representatives, and third party content providers do not warrant the accuracy, completeness, or timeliness of this website or any content, and shall not be responsible for investment decisions, damages, or other losses resulting from the use of this website or its content. The only true report on unit values is the periodic statement prepared and sent by Canada Life. For more information about Canada Life and its products visit canadalife.com or talk to your advisor. In Quebec, advisor refers to a financial security advisor for individual insurance and segregated funds policies; and to an advisor in group insurance/annuity plans for group products. Funds are available through a segregated funds policy issued by Canada Life. Canada Life and design are/is a trademark(s) of The Canada Life Assurance Company.

Financial information provided by Fundata Canada Inc.

©Fundata Canada Inc. All rights reserved.

