

# CAN Global Tactical 75/100 (CON)

April 30, 2026

The Fund seeks to provide long-term capital growth while maintaining a commitment to protection of its capital through strategies that position the Fund defensively during times of market stress.

## Is this fund right for you?

- A person who is investing for the longer term, seeking the growth potential of foreign stocks and is comfortable with moderate risk.
- Since the fund invests in stocks its value is affected by stock prices, which can rise and fall in a short period of time.



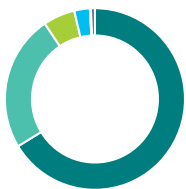
**Fund category**  
Global Equity

**Inception date**  
January 13, 2020

**Management expense ratio (MER)\***  
2.34%  
(December 31, 2024)

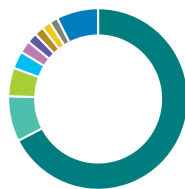
**Fund management**  
Keyridge Asset Management

## How is the fund invested? (as of February 28, 2026)



Asset allocation (%)

US Equity	66.3
International Equity	24.3
Cash and Equivalents	5.7
Canadian Equity	2.8
Income Trust Units	0.2
Other	0.7



Geographic allocation (%)

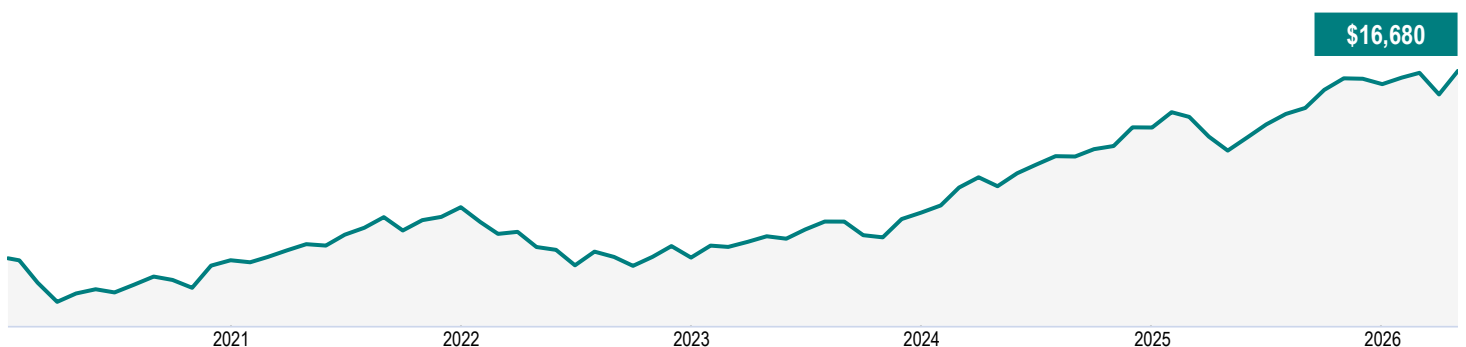
United States	67.4
Canada	8.1
Japan	5.1
United Kingdom	3.1
Switzerland	2.2
Germany	1.8
France	1.7
Korea, Republic Of	1.6
Australia	1.5
Other	7.5



Sector allocation (%)

Technology	31.7
Financial Services	14.6
Healthcare	8.4
Consumer Services	7.9
Consumer Goods	7.0
Industrial Goods	6.8
Cash and Cash Equivalent	5.7
Energy	3.5
Basic Materials	2.9
Other	11.5

## Growth of \$10,000 (since inception)



# CAN Global Tactical 75/100 (CON)

April 30, 2026

## Fund details (as of February 28, 2026)

Top holdings	%
NVIDIA Corp	5.3
Cash and Cash Equivalents	5.3
Apple Inc	4.4
Microsoft Corp	3.7
Amazon.com Inc	2.7
Alphabet Inc Cl A	2.3
Alphabet Inc Cl C	1.8
Broadcom Inc	1.8
Meta Platforms Inc Cl A	1.8
Tesla Inc	1.4
<b>Total allocation in top holdings</b>	<b>30.5</b>

Portfolio characteristics	
Standard deviation	9.74%
Dividend yield	1.56%
Yield to maturity	-
Duration (years)	-
Coupon	-
Average credit rating	-
Average market cap (million)	\$1,377,314.8

**Net assets (million)**  
\$38.8

**Price**  
\$16.68

**Number of holdings**  
2321

**Minimum initial investment**  
-

**Fund codes**  
FEL – CLGH088E

## Understanding returns

### Annual compound returns (%)

1 MO	3 MO	YTD	1 YR	3 YR	5 YR	10 YR	INCEPTION
<b>5.30</b>	<b>1.46</b>	<b>2.92</b>	<b>20.53</b>	<b>15.65</b>	<b>9.69</b>	<b>-</b>	<b>8.47</b>

### Calendar year returns (%)

2025	2024	2023	2022	2021	2020	2019	2018
<b>10.55</b>	<b>26.07</b>	<b>16.00</b>	<b>-15.19</b>	<b>19.04</b>	<b>-</b>	<b>-</b>	<b>-</b>

## Range of returns over five years (February 01, 2020 - April 30, 2026)

Best return	Best period end date	Worst return	Worst period end date	Average Return	% of periods with positive returns	Number of positive periods	Number of negative periods
<b>12.90%</b>	<b>Oct. 2025</b>	<b>8.91%</b>	<b>Jan. 2025</b>	<b>10.52%</b>	<b>100.00%</b>	<b>16</b>	<b>0</b>

## Contact information

### Customer service centre

Toll free:  
1-888-252-1847

Corporate website:  
canadalife.com

# CAN Global Tactical 75/100 (CON)

April 30, 2026

*Commentary and opinions are provided by Keyridge Asset Management.*

\*For Partner series and Preferred partner series an advisory and management services (AMS) fee, of between 0.50% and 1.25%, is negotiated between you and your advisor. The MER doesn't include this fee.

Canada Life is currently waiving a portion of the investment management fees on the High Interest Savings fund to target an estimated management expense ratio of 1.00%. Canada Life is not obligated to continue waiving these fees and it may cease to do so at any time without notice.

The 7-day annualized yield is based on the annualized total return of the fund over the past seven calendar days and does not represent an actual one-year return. It's important to note that 7-day annualized yield is not an indicator of future performance of the fund.

^Deferred Sales Charge (DSC) purchase option is not available for new contributions given regulatory bans that came into effect June 1, 2023. For certain policies where DSC is the only sales charge option available, new contributions may be accepted. Additional disclosure may be required.

†Soft capped - Contributions are no longer accepted to new investors., ‡Hard capped - Contributions are no longer accepted.

Distribution of the chart, history standard and short-term reports are not permitted without including the fund profile long-term report. A description of the key features of Canada Life's individual variable insurance contract is contained in the information folder, available from your advisor. Any amount that is allocated to a segregated fund is invested at the risk of the policyowner and may increase or decrease in value. A description of the key features of Canada Life's individual variable insurance contract is contained in the information folder, available from your advisor. Reports produced using this web site are for information purposes only. Canada Life and their affiliates, representatives, and third party content providers do not warrant the accuracy, completeness, or timeliness of this website or any content, and shall not be responsible for investment decisions, damages, or other losses resulting from the use of this website or its content. The only true report on unit values is the periodic statement prepared and sent by Canada Life. For more information about Canada Life and its products visit [canadalife.com](http://canadalife.com) or talk to your advisor. In Quebec, advisor refers to a financial security advisor for individual insurance and segregated funds policies; and to an advisor in group insurance/annuity plans for group products. Funds are available through a segregated funds policy issued by Canada Life. Canada Life and design are/is a trademark(s) of The Canada Life Assurance Company.

**Financial information provided by Fundata Canada Inc.**

©Fundata Canada Inc. All rights reserved.

