

CAN Global Multi-Sector Bond 75/75 (PS2)



April 30, 2026

The Fund seeks to generate a high level of income over a full market cycle, regardless of market conditions, with a secondary objective of capital preservation by investing mainly in fixed income securities of issuers anywhere in the world.

Is this fund right for you?

RISK RATING



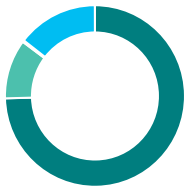
Fund category
Multi-Sector Fixed Income

Inception date
November 19, 2021

Management expense ratio (MER)*
-

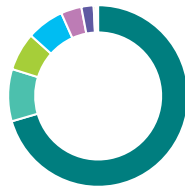
Fund management
Brandywine Global Investment Management, LLC

How is the fund invested? (as of February 28, 2026)



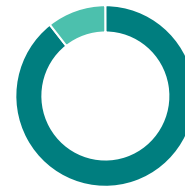
Asset allocation (%)

Foreign Bonds	74.6
Cash and Equivalents	10.6
Domestic Bonds	0.3
Other	14.5



Geographic allocation (%)

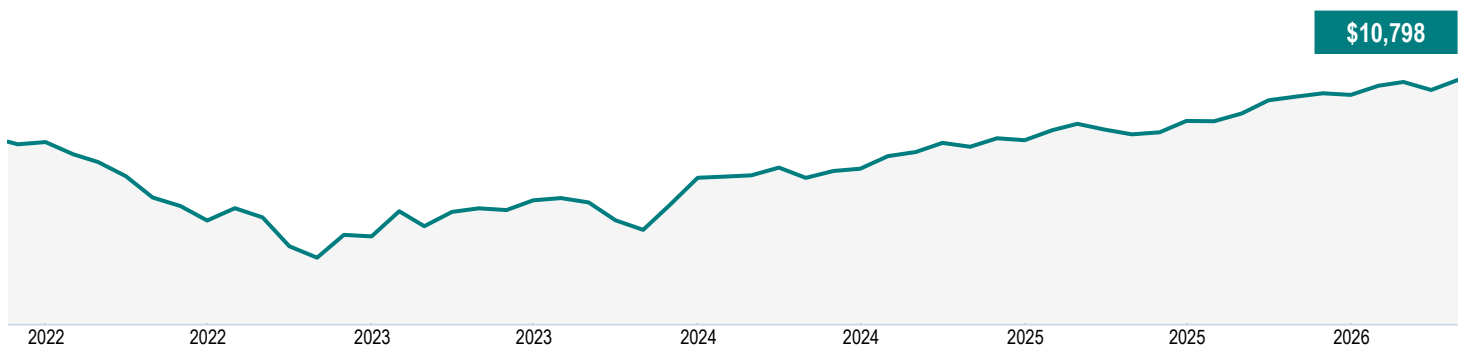
United States	70.5
Canada	9.3
Brazil	6.8
Mexico	6.7
Argentina	3.7
Colombia	2.2
Egypt	0.4
Peru	0.2
United Kingdom	0.1
Other	0.1



Sector allocation (%)

Fixed Income	89.5
Cash and Cash Equivalent	10.6
Other	-0.1

Growth of \$10,000 (since inception)



CAN Global Multi-Sector Bond 75/75 (PS2)

April 30, 2026

Fund details (as of February 28, 2026)

Top holdings	%
United States Treasury F/R 30-Apr-2027	12.6
Cash and Cash Equivalents	8.2
Brazil Government 10.00% 01-Jan-2033	4.8
Mexico Government 8.00% 31-Jul-2053	4.7
Freddie Mac Stacr Remic Trust 7.67% 25-Nov-2043	2.0
Brazil Government 10.00% 01-Jan-2035	2.0
EchoStar Corp 3.88% 30-Nov-2030	1.6
Mexico Government 7.50% 26-May-2033	1.5
Freddie Mac Stacr Remic Trust 7.22% 25-Apr-2042	1.3
Colombia Government 11.50% 25-Jul-2046	1.3
Total allocation in top holdings	40.0

Portfolio characteristics	
Standard deviation	4.29%
Dividend yield	-
Yield to maturity	7.15%
Duration (years)	3.42
Coupon	7.69%
Average credit rating	BB+
Average market cap (million)	-

Net assets (million)

\$348.2

Price

\$12.66

Number of holdings

171

Minimum initial investment

-

A minimum \$500,000 in eligible assets required for preferred pricing. (refer back to info folder for eligible assets)

Fund codes

FEL – CLGE026A

Contact information

Customer service centre

Toll free:
1-888-252-1847

Corporate website:
canadalife.com

Understanding returns

Annual compound returns (%)

1 MO	3 MO	YTD	1 YR	3 YR	5 YR	10 YR	INCEPTION
1.22	0.70	1.82	6.96	5.72	-	-	1.74

Calendar year returns (%)

2025	2024	2023	2022	2021	2020	2019	2018
5.84	5.09	8.62	-12.19	-	-	-	-

Range of returns over five years

Best return	Best period end date	Worst return	Worst period end date	Average Return	% of periods with positive returns	Number of positive periods	Number of negative periods
Data not available based on date of inception							

Data not available based on date of inception

CAN Global Multi-Sector Bond 75/75 (PS2)

April 30, 2026

Commentary and opinions are provided by Brandywine Global Investment Management, LLC.

*For Partner series and Preferred partner series an advisory and management services (AMS) fee, of between 0.50% and 1.25%, is negotiated between you and your advisor. The MER doesn't include this fee.

Canada Life is currently waiving a portion of the investment management fees on the High Interest Savings fund to target an estimated management expense ratio of 1.00%. Canada Life is not obligated to continue waiving these fees and it may cease to do so at any time without notice.

The 7-day annualized yield is based on the annualized total return of the fund over the past seven calendar days and does not represent an actual one-year return. It's important to note that 7-day annualized yield is not an indicator of future performance of the fund.

^Deferred Sales Charge (DSC) purchase option is not available for new contributions given regulatory bans that came into effect June 1, 2023. For certain policies where DSC is the only sales charge option available, new contributions may be accepted. Additional disclosure may be required.

†Soft capped - Contributions are no longer accepted to new investors., ‡Hard capped - Contributions are no longer accepted.

Distribution of the chart, history standard and short-term reports are not permitted without including the fund profile long-term report. A description of the key features of Canada Life's individual variable insurance contract is contained in the information folder, available from your advisor. Any amount that is allocated to a segregated fund is invested at the risk of the policyowner and may increase or decrease in value. A description of the key features of Canada Life's individual variable insurance contract is contained in the information folder, available from your advisor. Reports produced using this web site are for information purposes only. Canada Life and their affiliates, representatives, and third party content providers do not warrant the accuracy, completeness, or timeliness of this website or any content, and shall not be responsible for investment decisions, damages, or other losses resulting from the use of this website or its content. The only true report on unit values is the periodic statement prepared and sent by Canada Life. For more information about Canada Life and its products visit canadalife.com or talk to your advisor. In Quebec, advisor refers to a financial security advisor for individual insurance and segregated funds policies; and to an advisor in group insurance/annuity plans for group products. Funds are available through a segregated funds policy issued by Canada Life. Canada Life and design are/is a trademark(s) of The Canada Life Assurance Company.

Financial information provided by Fundata Canada Inc.

©Fundata Canada Inc. All rights reserved.

