

# CAN U.S. Mid Cap Growth 100/100 (P)

April 30, 2026

This segregated fund invests primarily in U.S. companies that are in the middle capitalization range of the equity market.

## Is this fund right for you?

- A person who is investing for the longer term, seeking the growth potential of U.S. stocks and is comfortable with moderate to high risk.
- Since the fund invests in stocks its value is affected by stock prices, which can rise and fall in a short period of time.

RISK RATING



### Fund category

U.S. Small/Mid Cap Equity

### Inception date

November 04, 2019

### Management

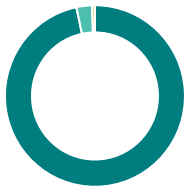
expense ratio (MER)\*

-

### Fund management

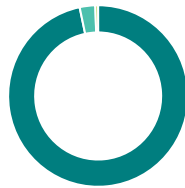
Mackenzie Investments

## How is the fund invested? (as of April 30, 2026)



### Asset allocation (%)

|                      |      |
|----------------------|------|
| US Equity            | 96.7 |
| Cash and Equivalents | 2.8  |
| International Equity | 0.5  |



### Geographic allocation (%)

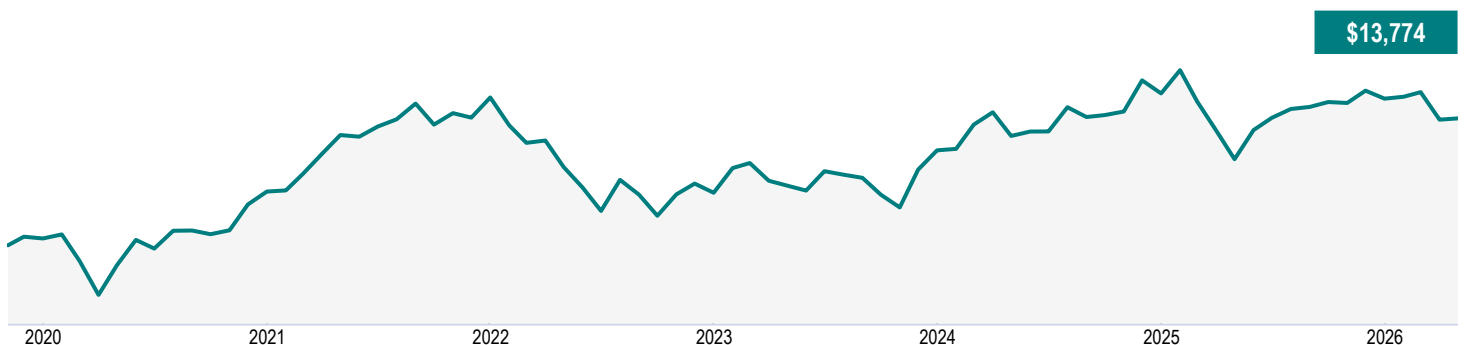
|               |      |
|---------------|------|
| United States | 96.7 |
| Canada        | 2.8  |
| Ireland       | 0.5  |



### Sector allocation (%)

|                          |      |
|--------------------------|------|
| Technology               | 29.7 |
| Healthcare               | 21.5 |
| Industrial Goods         | 18.4 |
| Consumer Services        | 9.1  |
| Industrial Services      | 8.9  |
| Financial Services       | 5.7  |
| Cash and Cash Equivalent | 2.8  |
| Real Estate              | 2.7  |
| Utilities                | 1.2  |

## Growth of \$10,000 (since inception)



# CAN U.S. Mid Cap Growth 100/100 (P)

April 30, 2026

## Fund details (as of April 30, 2026)

| Top holdings                            | %           |
|---|-------------|
| DexCom Inc                              | 4.1         |
| Keysight Technologies Inc               | 4.1         |
| Cirrus Logic Inc                        | 4.0         |
| Generac Holdings Inc                    | 3.9         |
| Akamai Technologies Inc                 | 3.9         |
| Jack Henry & Associates Inc             | 3.6         |
| Align Technology Inc                    | 3.5         |
| Charles River Laboratories Intl Inc     | 3.5         |
| Bio-Techne Corp                         | 3.4         |
| HealthEquity Inc                        | 3.4         |
| <b>Total allocation in top holdings</b> | <b>37.4</b> |

| Portfolio characteristics    |            |
|------------------------------|------------|
| Standard deviation           | 13.85%     |
| Dividend yield               | 0.40%      |
| Yield to maturity            | -          |
| Duration (years)             | -          |
| Coupon                       | -          |
| Average credit rating        | -          |
| Average market cap (million) | \$27,028.2 |

### Net assets (million)

\$41.9

### Price

\$13.77

### Number of holdings

43

### Minimum initial investment

\$500

### Fund codes

FEL – CLGB075I

## Understanding returns

### Annual compound returns (%)

| 1 MO        | 3 MO         | YTD          | 1 YR        | 3 YR        | 5 YR        | 10 YR    | INCEPTION   |
|-------------|--------------|--------------|-------------|-------------|-------------|----------|-------------|
| <b>0.28</b> | <b>-4.45</b> | <b>-4.08</b> | <b>9.68</b> | <b>5.37</b> | <b>0.74</b> | <b>-</b> | <b>5.06</b> |

### Calendar year returns (%)

| 2025         | 2024         | 2023         | 2022          | 2021         | 2020         | 2019     | 2018     |
|--------------|--------------|--------------|---------------|--------------|--------------|----------|----------|
| <b>-1.07</b> | <b>13.20</b> | <b>10.91</b> | <b>-19.68</b> | <b>24.12</b> | <b>13.68</b> | <b>-</b> | <b>-</b> |

## Range of returns over five years (December 01, 2019 - April 30, 2026)

| Best return  | Best period end date | Worst return | Worst period end date | Average Return | % of periods with positive returns | Number of positive periods | Number of negative periods |
|--------------|----------------------|--------------|-----------------------|----------------|------------------------------------|----------------------------|----------------------------|
| <b>9.49%</b> | <b>March 2025</b>    | <b>0.74%</b> | <b>April 2026</b>     | <b>5.84%</b>   | <b>100.00%</b>                     | <b>18</b>                  | <b>0</b>                   |

### Contact information

### Customer service centre

Toll free:  
1-888-252-1847

Corporate website:  
canadalife.com

# CAN U.S. Mid Cap Growth 100/100 (P)

April 30, 2026

## Q1 2026 Fund Commentary

*Commentary and opinions are provided by Mackenzie Investments.*

### Market commentary

The U.S. economy started 2026 on a positive note, with consumer spending and business investment providing support through January. Sentiment shifted in late February after the outbreak of the conflict in the Middle East, and equity markets reversed sharply in March as rising oil prices raised concerns about inflation and potential economic softening.

The U.S. Federal Reserve Board held the federal funds rate steady at 3.50%–3.75% at both its January and March meetings, maintaining a pause in its rate-cutting cycle as policymakers assessed the economic impact of higher energy costs alongside a still-resilient labour market. The unemployment rate ranged between 4.3% and 4.4% throughout the quarter, ending March at 4.3%, as job gains moderated and labour force participation edged lower.

The U.S. equity market declined in the first quarter, with the S&P 500 Index falling about 4.4%. Large-capitalization technology and software stocks underperformed as investors rotated away from high-multiple growth companies amid rising inflation concerns. The energy sector was a notable exception, advancing as crude oil prices surged. Smaller-capitalization equities and the equal-weight index outperformed the market-cap-weighted benchmark as market leadership broadened beyond the largest technology names.

### Performance

Stock selection in the information technology sector and an underweight allocation to the consumer discretionary sector contributed to the Fund's performance.

Keysight Technologies Inc. contributed to performance on signs of improving demand across test and measurement markets, particularly in data centre, aerospace and defence end markets. Akamai Technologies Inc. also contributed to performance as improving sentiment around edge computing and distributed cloud infrastructure supported the shares.

Stock selection in the industrials sector and an overweight allocation to the health care sector detracted from performance.

CoStar Group Inc. detracted from performance as spending on its Homes.com platform continued to weigh on sentiment despite the resilience of its core property data franchise. Gartner Inc. also detracted from performance because of concerns that artificial intelligence could pressure parts of its research franchise.

### Portfolio activity

The sub-advisor added Reddit Inc. and GoDaddy Inc. The sub-advisor increased Block Inc. and Core & Main Inc.

Exact Sciences Corp. and Cognex Corp. were reduced.

# CAN U.S. Mid Cap Growth 100/100 (P)

April 30, 2026

## Disclaimer

The commentaries on the company specific information and purchases and sales were provided by the fund manager. Canada Life will not be liable for any loss, or damages whatsoever, whether directly or indirectly incurred, arising out of the use or misuse of errors or omissions in any information contained in this commentary. The data provided in this commentary is for information purposes only and, except where otherwise indicated, is current as of Mar 31, 2026.

The views expressed in this commentary are those of fund manager as at the date of publication and are subject to change without notice. This commentary is presented only as a general source of information and is not intended as a solicitation to buy or sell specific investments, nor is it intended to provide tax or legal advice. Prospective investors should review the offering documents relating to any investment carefully before making an investment decision and should ask their Advisor for advice based on their specific circumstances.

The content of this commentary (including facts, views, opinions, recommendations, descriptions of or references to, products or securities) is not to be used or construed as investment advice, as an offer to sell or the solicitation of an offer to buy, or an endorsement, recommendation or sponsorship of any entity or security cited. Although we endeavour to ensure its accuracy and completeness, we assume no responsibility for any reliance upon it.

This document may contain forward-looking information which reflect our or third-party current expectations or forecasts of future events. Forward-looking information is inherently subject to, among other things, risks, uncertainties and assumptions that could cause actual results to differ materially from those expressed herein. These risks, uncertainties and assumptions include, without limitation, general economic, political and market factors, interest and foreign exchange rates, the volatility of equity and capital markets, business competition, technological change, changes in government regulations, changes in tax laws, unexpected judicial or regulatory proceedings and catastrophic events. Please consider these and other factors carefully and not place undue reliance on forward-looking information. The forward-looking information contained herein is current only as of Mar 31, 2026. There should be no expectation that such information will in all circumstances be updated, supplemented or revised whether as a result of new information, changing circumstances, future events or otherwise.

There can be no assurance that the Fund's return or volatility targets will be met, or met over any particular time horizon. Targeted returns and volatility should be evaluated over the time period indicated and not over shorter periods. Targeted returns are not actual performance and should not be relied upon as an indication of actual or future performance.

This fund is available through a segregated funds policy issued by Canada Life.

A description of the key features of Canada Life's individual variable insurance contract is contained in the information folder, available from your advisor.

**Any amount that is allocated to a segregated fund is invested at the risk of the policyowner and may increase or decrease in value.**

Canada Life Investment Management and design, and Canada Life and design are trademarks of The Canada Life Assurance Company.

# CAN U.S. Mid Cap Growth 100/100 (P)

April 30, 2026

\*For Partner series and Preferred partner series an advisory and management services (AMS) fee, of between 0.50% and 1.25%, is negotiated between you and your advisor. The MER doesn't include this fee.

Canada Life is currently waiving a portion of the investment management fees on the High Interest Savings fund to target an estimated management expense ratio of 1.00%. Canada Life is not obligated to continue waiving these fees and it may cease to do so at any time without notice.

The 7-day annualized yield is based on the annualized total return of the fund over the past seven calendar days and does not represent an actual one-year return. It's important to note that 7-day annualized yield is not an indicator of future performance of the fund.

^Deferred Sales Charge (DSC) purchase option is not available for new contributions given regulatory bans that came into effect June 1, 2023. For certain policies where DSC is the only sales charge option available, new contributions may be accepted. Additional disclosure may be required.

†Soft capped - Contributions are no longer accepted to new investors., ‡Hard capped - Contributions are no longer accepted.

Distribution of the chart, history standard and short-term reports are not permitted without including the fund profile long-term report. A description of the key features of Canada Life's individual variable insurance contract is contained in the information folder, available from your advisor. Any amount that is allocated to a segregated fund is invested at the risk of the policyowner and may increase or decrease in value. A description of the key features of Canada Life's individual variable insurance contract is contained in the information folder, available from your advisor. Reports produced using this web site are for information purposes only. Canada Life and their affiliates, representatives, and third party content providers do not warrant the accuracy, completeness, or timeliness of this website or any content, and shall not be responsible for investment decisions, damages, or other losses resulting from the use of this website or its content. The only true report on unit values is the periodic statement prepared and sent by Canada Life. For more information about Canada Life and its products visit [canadalife.com](http://canadalife.com) or talk to your advisor. In Quebec, advisor refers to a financial security advisor for individual insurance and segregated funds policies; and to an advisor in group insurance/annuity plans for group products. Funds are available through a segregated funds policy issued by Canada Life. Canada Life and design are/is a trademark(s) of The Canada Life Assurance Company.

Financial information provided by Fundata Canada Inc.

©Fundata Canada Inc. All rights reserved.

