

# CAN Canadian Small-Mid Cap 100/100 (P)

April 30, 2026

A Canadian mid-cap growth fund designed to capitalize on companies' nimbleness in adapting to changing market conditions.

## Is this fund right for you?

- You want your money to grow over a longer term.
- You want to invest in Canadian mid-cap and small-cap companies.
- You're comfortable with a moderate level of risk.

RISK RATING



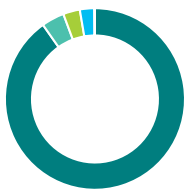
**Fund category**  
Canadian Small/Mid Cap Equity

**Inception date**  
July 09, 2018

**Management expense ratio (MER)\***  
-

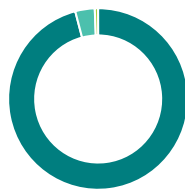
**Fund management**  
Mackenzie Investments

## How is the fund invested? (as of April 30, 2026)



Asset allocation (%)

Canadian Equity	90.2
International Equity	4.1
Income Trust Units	3.0
Cash and Equivalents	2.6
Other	0.1



Geographic allocation (%)

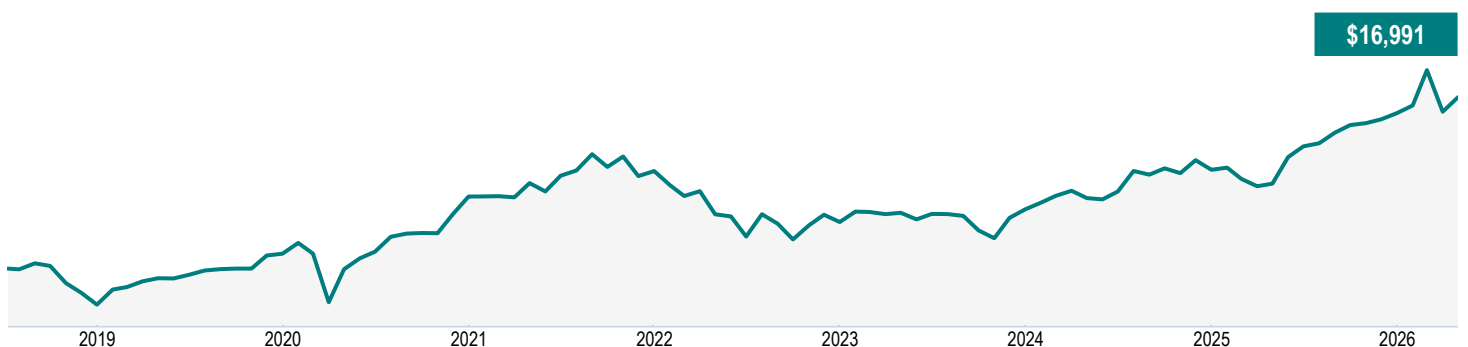
Canada	95.9
Australia	3.5
Ireland	0.6



Sector allocation (%)

Basic Materials	23.4
Energy	16.9
Real Estate	13.7
Industrial Goods	12.2
Financial Services	7.7
Consumer Goods	7.1
Industrial Services	5.3
Consumer Services	4.6
Technology	3.3
Other	5.8

## Growth of \$10,000 (since inception)



# CAN Canadian Small-Mid Cap 100/100 (P)

April 30, 2026

## Fund details (as of April 30, 2026)

Top holdings	%
Aritzia Inc	3.8
Savaria Corp	3.5
OceanaGold Corp	3.5
CES Energy Solutions Corp	3.4
Hammond Power Solutions Inc Cl A	3.3
5N Plus Inc	3.0
iA Financial Corp Inc	3.0
Chartwell Retirement Residences - Units	2.9
Trisura Group Ltd	2.9
Badger Infrastructure Solutions Ltd	2.8
<b>Total allocation in top holdings</b>	<b>32.1</b>

Portfolio characteristics	
Standard deviation	12.39%
Dividend yield	1.02%
Yield to maturity	-
Duration (years)	-
Coupon	-
Average credit rating	-
Average market cap (million)	\$5,806.7

**Net assets (million)**  
\$100.7

**Price**  
\$16.99

**Number of holdings**  
181

**Minimum initial investment**  
\$500

**Fund codes**  
FEL – CLGB048I

## Understanding returns

### Annual compound returns (%)

1 MO	3 MO	YTD	1 YR	3 YR	5 YR	10 YR	INCEPTION
<b>3.59</b>	<b>2.01</b>	<b>3.96</b>	<b>26.19</b>	<b>11.44</b>	<b>4.73</b>	<b>-</b>	<b>7.02</b>

### Calendar year returns (%)

2025	2024	2023	2022	2021	2020	2019	2018
<b>16.47</b>	<b>12.99</b>	<b>4.37</b>	<b>-14.88</b>	<b>8.04</b>	<b>21.97</b>	<b>24.37</b>	<b>-</b>

## Range of returns over five years (August 01, 2018 - April 30, 2026)

Best return	Best period end date	Worst return	Worst period end date	Average Return	% of periods with positive returns	Number of positive periods	Number of negative periods
<b>9.14%</b>	<b>March 2025</b>	<b>2.72%</b>	<b>Sept. 2023</b>	<b>6.00%</b>	<b>100.00%</b>	<b>34</b>	<b>0</b>

## Contact information

### Customer service centre

Toll free:  
1-888-252-1847

Corporate website:  
canadalife.com

# CAN Canadian Small-Mid Cap 100/100 (P)

April 30, 2026

## Q1 2026 Fund Commentary

*Commentary and opinions are provided by Mackenzie Investments.*

### Market commentary

Canada's economy navigated a challenging first quarter as trade uncertainty continued to weigh on business confidence and manufacturing activity. Employment fell in January and February before stabilizing in March, when the economy added 14,000 jobs and the unemployment rate held steady at 6.7%. Consumer spending remained cautious, and trade-sensitive industries faced ongoing pressure from tariff uncertainty.

The Bank of Canada held its policy rate at 2.25% at both its January and March meetings, citing moderating inflation and persistent economic uncertainty. Canada's inflation rate eased to 1.8% in February, the softest reading in several months, reflecting contained domestic price pressures ahead of the energy price shock that emerged later in the quarter.

Canadian small- and mid-capitalization equities had a volatile quarter. The S&P/TSX SmallCap Index posted strong gains in January and February as improved risk appetite and rising commodity prices supported smaller companies, but gave back much of that momentum in a sharp March selloff after geopolitical events in the Middle East triggered a broad retreat from higher-risk equities. Energy-oriented small and mid-cap companies outperformed as crude oil prices surged, while domestically focused companies faced more pressure as global uncertainty weighed on investor confidence and the index ended the quarter roughly flat.

### Performance

Stock selection in the financials sector contributed to the Fund's performance.

CES Energy Solutions Corp., Ivanhoe Mines Ltd. and Tamarack Valley Energy Ltd. contributed to the Fund's performance.

An underweight allocation to the materials sector detracted from the Fund's performance. Stock selection in the real estate and energy sectors also detracted from performance, as did stock selection in Canada.

Badger Infrastructure Solutions Ltd., TerraVest Industries Inc. and Colliers International Group Inc. detracted from the Fund's performance.

### Portfolio activity

The sub-advisor added Emerson Electric Co., United Parcel Service Inc., Huntington Bancshares Inc. Merck & Co. Inc. and CVS Health Corp., among others.

J.B. Hunt Transport Services Inc., Exxon Mobil Corp., The Coca-Cola Co., McDonald's Corp. and Ford Motor Co. were increased.

Xylem Inc., Encompass Health Corporation, Boston Scientific Corporation, Exelon Corp., Uber Technologies Inc., The Allstate Corp. and CME Group Inc. were sold

Microsoft Corp., Alphabet Inc., Amazon.com Inc., Ralph Lauren Corp. and Take-Two Interactive Software Inc. were reduced.

# CAN Canadian Small-Mid Cap 100/100 (P)

April 30, 2026

# CAN Canadian Small-Mid Cap 100/100 (P)

April 30, 2026

## Disclaimer

The commentaries on the company specific information and purchases and sales were provided by the fund manager. Canada Life will not be liable for any loss, or damages whatsoever, whether directly or indirectly incurred, arising out of the use or misuse of errors or omissions in any information contained in this commentary. The data provided in this commentary is for information purposes only and, except where otherwise indicated, is current as of Mar 31, 2026.

The views expressed in this commentary are those of fund manager as at the date of publication and are subject to change without notice. This commentary is presented only as a general source of information and is not intended as a solicitation to buy or sell specific investments, nor is it intended to provide tax or legal advice. Prospective investors should review the offering documents relating to any investment carefully before making an investment decision and should ask their Advisor for advice based on their specific circumstances.

The content of this commentary (including facts, views, opinions, recommendations, descriptions of or references to, products or securities) is not to be used or construed as investment advice, as an offer to sell or the solicitation of an offer to buy, or an endorsement, recommendation or sponsorship of any entity or security cited. Although we endeavour to ensure its accuracy and completeness, we assume no responsibility for any reliance upon it.

This document may contain forward-looking information which reflect our or third-party current expectations or forecasts of future events. Forward-looking information is inherently subject to, among other things, risks, uncertainties and assumptions that could cause actual results to differ materially from those expressed herein. These risks, uncertainties and assumptions include, without limitation, general economic, political and market factors, interest and foreign exchange rates, the volatility of equity and capital markets, business competition, technological change, changes in government regulations, changes in tax laws, unexpected judicial or regulatory proceedings and catastrophic events. Please consider these and other factors carefully and not place undue reliance on forward-looking information. The forward-looking information contained herein is current only as of Mar 31, 2026. There should be no expectation that such information will in all circumstances be updated, supplemented or revised whether as a result of new information, changing circumstances, future events or otherwise.

There can be no assurance that the Fund's return or volatility targets will be met, or met over any particular time horizon. Targeted returns and volatility should be evaluated over the time period indicated and not over shorter periods. Targeted returns are not actual performance and should not be relied upon as an indication of actual or future performance.

This fund is available through a segregated funds policy issued by Canada Life.

A description of the key features of Canada Life's individual variable insurance contract is contained in the information folder, available from your advisor.

**Any amount that is allocated to a segregated fund is invested at the risk of the policyowner and may increase or decrease in value.**

Canada Life Investment Management and design, and Canada Life and design are trademarks of The Canada Life Assurance Company.

# CAN Canadian Small-Mid Cap 100/100 (P)

April 30, 2026

\*For Partner series and Preferred partner series an advisory and management services (AMS) fee, of between 0.50% and 1.25%, is negotiated between you and your advisor. The MER doesn't include this fee.

Canada Life is currently waiving a portion of the investment management fees on the High Interest Savings fund to target an estimated management expense ratio of 1.00%. Canada Life is not obligated to continue waiving these fees and it may cease to do so at any time without notice.

The 7-day annualized yield is based on the annualized total return of the fund over the past seven calendar days and does not represent an actual one-year return. It's important to note that 7-day annualized yield is not an indicator of future performance of the fund.

^Deferred Sales Charge (DSC) purchase option is not available for new contributions given regulatory bans that came into effect June 1, 2023. For certain policies where DSC is the only sales charge option available, new contributions may be accepted. Additional disclosure may be required.

†Soft capped - Contributions are no longer accepted to new investors., ‡Hard capped - Contributions are no longer accepted.

Distribution of the chart, history standard and short-term reports are not permitted without including the fund profile long-term report. A description of the key features of Canada Life's individual variable insurance contract is contained in the information folder, available from your advisor. Any amount that is allocated to a segregated fund is invested at the risk of the policyowner and may increase or decrease in value. A description of the key features of Canada Life's individual variable insurance contract is contained in the information folder, available from your advisor. Reports produced using this web site are for information purposes only. Canada Life and their affiliates, representatives, and third party content providers do not warrant the accuracy, completeness, or timeliness of this website or any content, and shall not be responsible for investment decisions, damages, or other losses resulting from the use of this website or its content. The only true report on unit values is the periodic statement prepared and sent by Canada Life. For more information about Canada Life and its products visit [canadalife.com](http://canadalife.com) or talk to your advisor. In Quebec, advisor refers to a financial security advisor for individual insurance and segregated funds policies; and to an advisor in group insurance/annuity plans for group products. Funds are available through a segregated funds policy issued by Canada Life. Canada Life and design are/is a trademark(s) of The Canada Life Assurance Company.

Financial information provided by Fundata Canada Inc.

©Fundata Canada Inc. All rights reserved.

