

CAN Indexed Canadian Bond 100/100 (PP)†

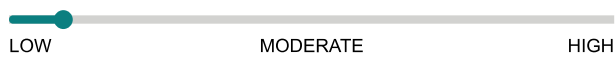
April 30, 2026

A Canadian fixed-income fund that invests in securities with a minimum A credit rating.

Is this fund right for you?

- You want to protect your money from inflation while also protecting it from large swings in the market.
- You want to invest in government and corporate bonds. This fund focuses on mirroring the holdings of the Scotia Capital Markets Universe Bond Index.
- You're comfortable with a low level of risk.

RISK RATING



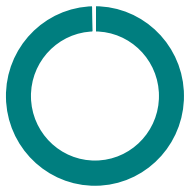
Fund category
Canadian Fixed Income

Inception date
July 09, 2018

Management expense ratio (MER)*
-

Fund management
TD Asset Management Inc.

How is the fund invested? (as of April 30, 2026)



Asset allocation (%)

Domestic Bonds	99.8
Foreign Bonds	0.2
Cash and Equivalents	0.1
Other	-0.1



Geographic allocation (%)

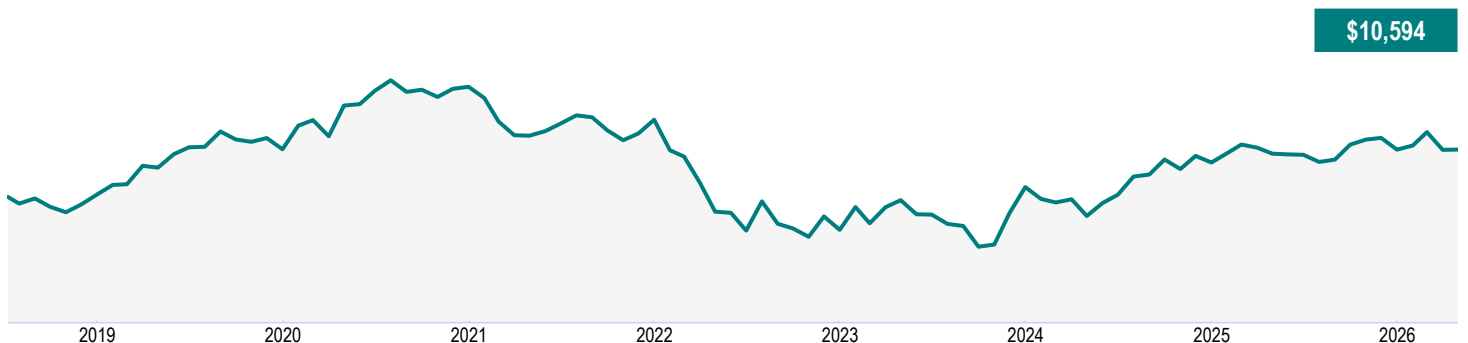
Canada	99.9
United States	0.2
Other	-0.1



Sector allocation (%)

Fixed Income	100.0
Cash and Cash Equivalent	0.1
Other	-0.1

Growth of \$10,000 (since inception)



CAN Indexed Canadian Bond 100/100 (PP)[†]

April 30, 2026

Fund details (as of April 30, 2026)

Top holdings	%
Canada Government 3.25% 01-Dec-2035	1.8
Canada Government 2.75% 01-Sep-2030	1.7
Canadian Government Bond 2.75% 01-Mar-2031	1.7
Canada Government 2.75% 01-Mar-2030	1.4
Canada Government 2.75% 01-May-2027	1.3
Canada Government 3.25% 01-Jun-2035	1.3
Canada Government 3.25% 01-Dec-2034	1.2
Canada Government 1.50% 01-Dec-2031	1.2
Canada Government 1.50% 01-Jun-2031	1.2
Canada Government 3.50% 01-Sep-2029	1.2
Total allocation in top holdings	14.0

Portfolio characteristics	
Standard deviation	5.22%
Dividend yield	-
Yield to maturity	3.73%
Duration (years)	6.92
Coupon	3.53%
Average credit rating	AA
Average market cap (million)	-

Net assets (million)
\$5.7

Price
\$10.59

Number of holdings
1005

Minimum initial investment
\$500

A minimum \$500,000 in eligible assets required for preferred pricing. (refer back to info folder for eligible assets)

Fund codes
FEL – CLGD116I

Contact information

Customer service centre

Toll free:
1-888-252-1847

Corporate website:
canadalife.com

Understanding returns

Annual compound returns (%)

1 MO	3 MO	YTD	1 YR	3 YR	5 YR	10 YR	INCEPTION
0.04	-0.47	0.01	0.49	2.08	-0.33	-	0.74

Calendar year returns (%)

2025	2024	2023	2022	2021	2020	2019	2018
1.55	3.04	5.59	-12.58	-3.63	7.39	5.66	-

Range of returns over five years (August 01, 2018 - April 30, 2026)

Best return	Best period end date	Worst return	Worst period end date	Average Return	% of periods with positive returns	Number of positive periods	Number of negative periods
0.19%	Dec. 2023	-1.85%	July 2025	-0.80%	2.94%	1	33

CAN Indexed Canadian Bond 100/100 (PP)[†]

April 30, 2026

Q1 2026 Fund Commentary

Commentary and opinions are provided by TD Asset Management Inc..

Market commentary

The first quarter of 2026 was marked by elevated volatility, driven by shifting macroeconomic expectations and rising geopolitical uncertainty. Canadian inflation decelerated, with headline consumer price index growth falling below the Bank of Canada's (BoC) 2% target. Labour market conditions remained weak, with the unemployment rate rising. This combination of subdued inflation and a weakening labour market would ordinarily support the case for further monetary policy easing. However, the escalation of conflict in the Middle East, the disruption to shipping through the Strait of Hormuz and the resulting effects on global supply complicated the outlook for monetary policy.

The BoC held its policy interest rate unchanged at 2.25% during the quarter. Policymakers noted that before the supply shock, the balance of risks had favoured additional monetary easing. The Canadian economy's weak starting point, combined with a moderate inflation backdrop, provides the BoC with flexibility to assess the impact of the supply disruption before adjusting policy further.

Canadian government bond yields ended the volatile quarter higher. Shorter-term yields rose more than longer-term yields, resulting in a flattening of the yield curve. Yields initially declined during a risk-off rally in February but reversed sharply following the escalation of geopolitical tensions, as markets reassessed risks from supply-side disruptions.

Corporate bond spreads widened modestly during the quarter. The relative stability of spreads reflected the strength of corporate fundamentals and continued demand for income-generating assets amid elevated volatility.

Performance

The Fund is a passive index strategy designed to track a broad Canadian bond index while excluding lower-rated corporate bonds at the time of purchase. Individual security-level and factor-level attribution isn't applicable for a passive strategy. The Fund's exclusion of lower-rated corporate bonds, which performed well relative to the broader index during the quarter, accounted for the tracking difference.

Portfolio activity

As a passive index strategy, the sub-advisor doesn't make active security selection or positioning decisions for the Fund's portfolio. Portfolio changes are driven by index rebalancing.

CAN Indexed Canadian Bond 100/100 (PP)[†]

April 30, 2026

Outlook

In the sub-advisor's view, the balance of risks remains nuanced amid a complex macroeconomic backdrop. Signs of labour market softening in the U.S. contrast with higher near-term inflation expectations from geopolitical disruptions. In Canada, economic weakness provides the BoC with flexibility to remain on hold regarding interest-rate changes as it assesses the domestic effects of elevated global uncertainty, including upcoming trade negotiations. From a corporate bond perspective, sector and issuer dispersion may continue to be a factor amid elevated macroeconomic and geopolitical uncertainty.

CAN Indexed Canadian Bond 100/100 (PP)†

April 30, 2026

Disclaimer

The commentaries on the company specific information and purchases and sales were provided by the fund manager. Canada Life will not be liable for any loss, or damages whatsoever, whether directly or indirectly incurred, arising out of the use or misuse of errors or omissions in any information contained in this commentary. The data provided in this commentary is for information purposes only and, except where otherwise indicated, is current as of Mar 31, 2026.

The views expressed in this commentary are those of fund manager as at the date of publication and are subject to change without notice. This commentary is presented only as a general source of information and is not intended as a solicitation to buy or sell specific investments, nor is it intended to provide tax or legal advice. Prospective investors should review the offering documents relating to any investment carefully before making an investment decision and should ask their Advisor for advice based on their specific circumstances.

The content of this commentary (including facts, views, opinions, recommendations, descriptions of or references to, products or securities) is not to be used or construed as investment advice, as an offer to sell or the solicitation of an offer to buy, or an endorsement, recommendation or sponsorship of any entity or security cited. Although we endeavour to ensure its accuracy and completeness, we assume no responsibility for any reliance upon it.

This document may contain forward-looking information which reflect our or third-party current expectations or forecasts of future events. Forward-looking information is inherently subject to, among other things, risks, uncertainties and assumptions that could cause actual results to differ materially from those expressed herein. These risks, uncertainties and assumptions include, without limitation, general economic, political and market factors, interest and foreign exchange rates, the volatility of equity and capital markets, business competition, technological change, changes in government regulations, changes in tax laws, unexpected judicial or regulatory proceedings and catastrophic events. Please consider these and other factors carefully and not place undue reliance on forward-looking information. The forward-looking information contained herein is current only as of Mar 31, 2026. There should be no expectation that such information will in all circumstances be updated, supplemented or revised whether as a result of new information, changing circumstances, future events or otherwise.

There can be no assurance that the Fund's return or volatility targets will be met, or met over any particular time horizon. Targeted returns and volatility should be evaluated over the time period indicated and not over shorter periods. Targeted returns are not actual performance and should not be relied upon as an indication of actual or future performance.

This fund is available through a segregated funds policy issued by Canada Life.

A description of the key features of Canada Life's individual variable insurance contract is contained in the information folder, available from your advisor.

Any amount that is allocated to a segregated fund is invested at the risk of the policyowner and may increase or decrease in value.

Canada Life Investment Management and design, and Canada Life and design are trademarks of The Canada Life Assurance Company.

CAN Indexed Canadian Bond 100/100 (PP)[†]

April 30, 2026

*For Partner series and Preferred partner series an advisory and management services (AMS) fee, of between 0.50% and 1.25%, is negotiated between you and your advisor. The MER doesn't include this fee.

Canada Life is currently waiving a portion of the investment management fees on the High Interest Savings fund to target an estimated management expense ratio of 1.00%. Canada Life is not obligated to continue waiving these fees and it may cease to do so at any time without notice.

The 7-day annualized yield is based on the annualized total return of the fund over the past seven calendar days and does not represent an actual one-year return. It's important to note that 7-day annualized yield is not an indicator of future performance of the fund.

[^]Deferred Sales Charge (DSC) purchase option is not available for new contributions given regulatory bans that came into effect June 1, 2023. For certain policies where DSC is the only sales charge option available, new contributions may be accepted. Additional disclosure may be required.

[†]Soft capped - Contributions are no longer accepted to new investors., [‡]Hard capped - Contributions are no longer accepted.

Distribution of the chart, history standard and short-term reports are not permitted without including the fund profile long-term report. A description of the key features of Canada Life's individual variable insurance contract is contained in the information folder, available from your advisor. Any amount that is allocated to a segregated fund is invested at the risk of the policyowner and may increase or decrease in value. A description of the key features of Canada Life's individual variable insurance contract is contained in the information folder, available from your advisor. Reports produced using this web site are for information purposes only. Canada Life and their affiliates, representatives, and third party content providers do not warrant the accuracy, completeness, or timeliness of this website or any content, and shall not be responsible for investment decisions, damages, or other losses resulting from the use of this website or its content. The only true report on unit values is the periodic statement prepared and sent by Canada Life. For more information about Canada Life and its products visit canadalife.com or talk to your advisor. In Quebec, advisor refers to a financial security advisor for individual insurance and segregated funds policies; and to an advisor in group insurance/annuity plans for group products. Funds are available through a segregated funds policy issued by Canada Life. Canada Life and design are/is a trademark(s) of The Canada Life Assurance Company.

Financial information provided by Fundata Canada Inc.

©Fundata Canada Inc. All rights reserved.

