

CAN Canadian Equity Value 75/100 (PS2)

April 30, 2026

A Canadian large-cap fund seeking long-term growth and dividend income.

Is this fund right for you?

RISK RATING



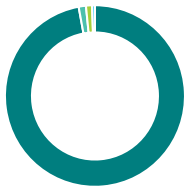
Fund category
Canadian Equity

Inception date
May 14, 2012

Management expense ratio (MER)*
-

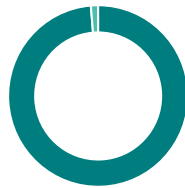
Fund management
Mackenzie Investments

How is the fund invested? (as of April 30, 2026)



Asset allocation (%)

Canadian Equity	97.1
US Equity	1.3
Cash and Equivalents	1.1
Income Trust Units	0.5



Geographic allocation (%)

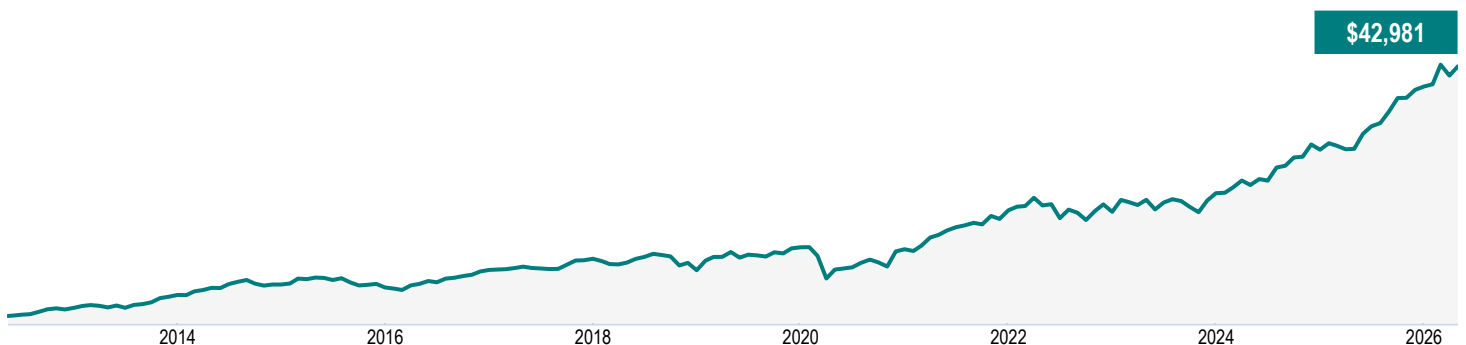
Canada	98.7
United States	1.3



Sector allocation (%)

Financial Services	32.2
Basic Materials	17.9
Energy	16.1
Technology	6.9
Industrial Services	6.6
Consumer Services	6.5
Utilities	4.5
Industrial Goods	2.8
Real Estate	2.1
Other	4.4

Growth of \$10,000 (since inception)



CAN Canadian Equity Value 75/100 (PS2)

April 30, 2026

Fund details (as of April 30, 2026)

Top holdings	%
Royal Bank of Canada	8.3
Toronto-Dominion Bank	6.4
Shopify Inc Cl A	4.3
Canadian Imperial Bank of Commerce	3.7
Bank of Montreal	3.3
Brookfield Corp Cl A	3.1
Enbridge Inc	3.0
National Bank of Canada	2.8
Canadian Natural Resources Ltd	2.8
Agnico Eagle Mines Ltd	2.7
Total allocation in top holdings	40.4

Portfolio characteristics	
Standard deviation	10.49%
Dividend yield	1.92%
Yield to maturity	-
Duration (years)	-
Coupon	-
Average credit rating	-
Average market cap (million)	\$111,695.4

Net assets (million)
\$184.3

Price
\$42.98

Number of holdings
75

Minimum initial investment
\$100,000

A minimum \$500,000 in eligible assets required for preferred pricing. (refer back to info folder for eligible assets)

Fund codes

FEL – CLGE052E

Contact information

Customer service centre

Toll free:
1-888-252-1847

Corporate website:
canadalife.com

Understanding returns

Annual compound returns (%)

1 MO	3 MO	YTD	1 YR	3 YR	5 YR	10 YR	INCEPTION
2.95	5.84	6.64	34.02	19.25	15.71	11.68	11.01

Calendar year returns (%)

2025	2024	2023	2022	2021	2020	2019	2018
26.11	21.89	10.37	-0.85	27.36	-1.36	18.91	-8.63

Range of returns over five years (June 01, 2012 - April 30, 2026)

Best return	Best period end date	Worst return	Worst period end date	Average Return	% of periods with positive returns	Number of positive periods	Number of negative periods
18.61%	Oct. 2025	0.12%	March 2020	8.65%	100.00%	108	0

CAN Canadian Equity Value 75/100 (PS2)

April 30, 2026

Q1 2026 Fund Commentary

Commentary and opinions are provided by Mackenzie Investments.

Market commentary

Canada's economy navigated a challenging first quarter as trade uncertainty continued to weigh on business confidence and manufacturing activity. Employment fell in January and February before stabilizing in March, when the economy added 14,000 jobs and the unemployment rate held steady at 6.7%. Consumer spending remained cautious, and trade-sensitive industries faced ongoing pressure from tariff uncertainty.

The Bank of Canada held its policy rate at 2.25% at both its January and March meetings, citing moderating inflation and persistent uncertainty in the near-term economic outlook. Canada's inflation rate eased to 1.8% in February, the softest reading in several months, suggesting that domestic price pressures were well contained ahead of the energy price shock that emerged later in the quarter.

The Canadian equity market outperformed global peers in the first quarter, gaining about 4%. The energy sector was the standout contributor, rising sharply after crude oil prices surged following the outbreak of the conflict in the Middle East and the closure of the Strait of Hormuz in early March. Materials also contributed to gains as gold prices hit a record high of USD\$5,589 per ounce in January before pulling back. Broader sectors, including information technology and consumer discretionary, lagged as investors rotated toward commodity-linked names amid rising geopolitical uncertainty.

Performance

An underweight allocation to the information technology sector and stock selection in the materials sector contributed to the Fund's performance.

Shopify Inc. contributed to the Fund's performance. The company offers a suite of products and solutions to support e-commerce merchants and enterprise customers. Shopify shares pulled back as investors began to price in the threat of artificial intelligence (AI) disruption, despite the company generating strong growth. Valuation multiples declined across the information technology sector. The Fund's underweight position in the stock relative to the broader market contributed to performance.

Suncor Energy Inc. contributed to performance. The company benefited from the strong response in the price of oil to geopolitical events. Suncor has delivered strong results on production, costs and capital allocation. The company continues to benefit from its integrated business model, which supports more stable profitability across commodity cycles and provides flexibility to return capital to shareholders.

Agnico Eagle Mines Ltd. contributed to performance. The company has benefited from strong free cash flow generation, disciplined cost management and a solid track record of operational execution. Gold prices remained constructive during the quarter, supported by safe-haven demand amid elevated geopolitical and macroeconomic uncertainty, continued central bank purchases and strong investor flows into gold-backed products.

Stock selection in the U.S. detracted from the Fund's performance. Stock selection in the financials sector and an underweight allocation to the energy sector also detracted from performance.

CAN Canadian Equity Value 75/100 (PS2)

April 30, 2026

CGI Inc. detracted from the Fund's performance. Despite the company reporting reasonably strong quarterly results, investor enthusiasm waned given concerns related to AI disruption. The valuation multiple investors ascribe to the business has declined, though there has been little tangible evidence of any impact on the business.

Cameco Corp. detracted from the Fund's performance as the shares performed strongly and the Fund doesn't own the company. Investor interest continued to be supported by improving long-term fundamentals for nuclear power, including rising electricity demand, energy security concerns and the need for reliable low-carbon baseload power.

Enbridge Inc. detracted from the Fund's performance as the Fund's underweight position was a challenge. Investors responded positively to record annual results, consistent dividend increases and a growing secured capital backlog. The company's low-risk business mix, predictable cash flows and attractive dividend profile continued to appeal to investors during a period of market uncertainty.

Portfolio activity

The sub-advisor increased Shopify, Constellation Software Inc., TC Energy Corp. and Cenovus Energy Inc., among others.

Transcontinental Inc. was sold during the quarter. The company elected to pay a cash dividend to shareholders following the divestiture of a core business, and the sub-advisor sold the position.

CAN Canadian Equity Value 75/100 (PS2)

April 30, 2026

Disclaimer

The commentaries on the company specific information and purchases and sales were provided by the fund manager. Canada Life will not be liable for any loss, or damages whatsoever, whether directly or indirectly incurred, arising out of the use or misuse of errors or omissions in any information contained in this commentary. The data provided in this commentary is for information purposes only and, except where otherwise indicated, is current as of Mar 31, 2026.

The views expressed in this commentary are those of fund manager as at the date of publication and are subject to change without notice. This commentary is presented only as a general source of information and is not intended as a solicitation to buy or sell specific investments, nor is it intended to provide tax or legal advice. Prospective investors should review the offering documents relating to any investment carefully before making an investment decision and should ask their Advisor for advice based on their specific circumstances.

The content of this commentary (including facts, views, opinions, recommendations, descriptions of or references to, products or securities) is not to be used or construed as investment advice, as an offer to sell or the solicitation of an offer to buy, or an endorsement, recommendation or sponsorship of any entity or security cited. Although we endeavour to ensure its accuracy and completeness, we assume no responsibility for any reliance upon it.

This document may contain forward-looking information which reflect our or third-party current expectations or forecasts of future events. Forward-looking information is inherently subject to, among other things, risks, uncertainties and assumptions that could cause actual results to differ materially from those expressed herein. These risks, uncertainties and assumptions include, without limitation, general economic, political and market factors, interest and foreign exchange rates, the volatility of equity and capital markets, business competition, technological change, changes in government regulations, changes in tax laws, unexpected judicial or regulatory proceedings and catastrophic events. Please consider these and other factors carefully and not place undue reliance on forward-looking information. The forward-looking information contained herein is current only as of Mar 31, 2026. There should be no expectation that such information will in all circumstances be updated, supplemented or revised whether as a result of new information, changing circumstances, future events or otherwise.

There can be no assurance that the Fund's return or volatility targets will be met, or met over any particular time horizon. Targeted returns and volatility should be evaluated over the time period indicated and not over shorter periods. Targeted returns are not actual performance and should not be relied upon as an indication of actual or future performance.

This fund is available through a segregated funds policy issued by Canada Life.

A description of the key features of Canada Life's individual variable insurance contract is contained in the information folder, available from your advisor.

Any amount that is allocated to a segregated fund is invested at the risk of the policyowner and may increase or decrease in value.

Canada Life Investment Management and design, and Canada Life and design are trademarks of The Canada Life Assurance Company.

CAN Canadian Equity Value 75/100 (PS2)

April 30, 2026

*For Partner series and Preferred partner series an advisory and management services (AMS) fee, of between 0.50% and 1.25%, is negotiated between you and your advisor. The MER doesn't include this fee.

Canada Life is currently waiving a portion of the investment management fees on the High Interest Savings fund to target an estimated management expense ratio of 1.00%. Canada Life is not obligated to continue waiving these fees and it may cease to do so at any time without notice.

The 7-day annualized yield is based on the annualized total return of the fund over the past seven calendar days and does not represent an actual one-year return. It's important to note that 7-day annualized yield is not an indicator of future performance of the fund.

^Deferred Sales Charge (DSC) purchase option is not available for new contributions given regulatory bans that came into effect June 1, 2023. For certain policies where DSC is the only sales charge option available, new contributions may be accepted. Additional disclosure may be required.

†Soft capped - Contributions are no longer accepted to new investors., ‡Hard capped - Contributions are no longer accepted.

Distribution of the chart, history standard and short-term reports are not permitted without including the fund profile long-term report. A description of the key features of Canada Life's individual variable insurance contract is contained in the information folder, available from your advisor. Any amount that is allocated to a segregated fund is invested at the risk of the policyowner and may increase or decrease in value. A description of the key features of Canada Life's individual variable insurance contract is contained in the information folder, available from your advisor. Reports produced using this web site are for information purposes only. Canada Life and their affiliates, representatives, and third party content providers do not warrant the accuracy, completeness, or timeliness of this website or any content, and shall not be responsible for investment decisions, damages, or other losses resulting from the use of this website or its content. The only true report on unit values is the periodic statement prepared and sent by Canada Life. For more information about Canada Life and its products visit canadalife.com or talk to your advisor. In Quebec, advisor refers to a financial security advisor for individual insurance and segregated funds policies; and to an advisor in group insurance/annuity plans for group products. Funds are available through a segregated funds policy issued by Canada Life. Canada Life and design are/is a trademark(s) of The Canada Life Assurance Company.

Financial information provided by Fundata Canada Inc.

©Fundata Canada Inc. All rights reserved.

