

CAN Canadian Focused Growth 75/75

April 30, 2026

A blended-style fund that focuses on long-term growth from Canada.

Is this fund right for you?

- You want your money to grow over a longer term.
- You want to invest in mix of Canadian equities, bonds and other fixed-income securities.
- You're comfortable with a moderate level of risk.

RISK RATING



Fund category
Canadian Focused Equity

Inception date
October 05, 2009


Management expense ratio (MER)*
2.96%
(December 31, 2024)

Fund management
Mackenzie Investments


How is the fund invested? (as of February 28, 2026)




Asset allocation (%)



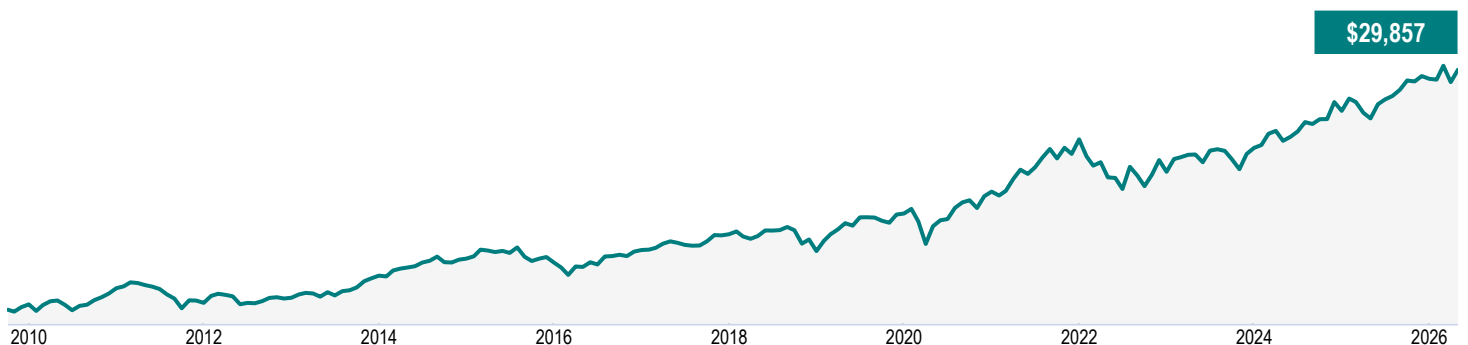
Geographic allocation (%)



Sector allocation (%)



Growth of \$10,000 (since inception)



CAN Canadian Focused Growth 75/75

April 30, 2026

Fund details (as of February 28, 2026)

Top holdings	%
Canada Life Canadian Focused Growth Fund A	100.0
Cash and Cash Equivalents	0.0
Total allocation in top holdings	100.0

Portfolio characteristics	
Standard deviation	9.54%
Dividend yield	-
Yield to maturity	-
Duration (years)	-
Coupon	-
Average credit rating	-
Average market cap (million)	-

Net assets (million)
\$151.3

Price
\$29.86

Number of holdings
2

Minimum initial investment
\$500

Fund codes
FEL – CLGA053A
DSC^ – CLGA053B
CB2 – CLGA053Q
CB4 – CLGA053C

Understanding returns

Annual compound returns (%)

1 MO	3 MO	YTD	1 YR	3 YR	5 YR	10 YR	INCEPTION
3.56	2.82	2.58	15.59	9.33	6.70	8.23	6.83

Calendar year returns (%)

2025	2024	2023	2022	2021	2020	2019	2018
10.02	13.09	9.23	-11.13	21.88	10.07	20.91	-8.56

Range of returns over five years (November 01, 2009 - April 30, 2026)

Best return	Best period end date	Worst return	Worst period end date	Average Return	% of periods with positive returns	Number of positive periods	Number of negative periods
11.24%	March 2025	0.73%	March 2020	6.73%	100.00%	139	0

Contact information

Customer service centre

Toll free:
1-888-252-1847

Corporate website:
canadalife.com

CAN Canadian Focused Growth 75/75

April 30, 2026

Q1 2026 Fund Commentary

Commentary and opinions are provided by Mackenzie Investments.

Market commentary

North American economies diverged notably in the first quarter. Canada's economy remained under pressure from trade uncertainty and a soft labour market, with employment declining in January and February before stabilizing in March. The U.S. economy started the year with resilient consumer spending and business investment, but market sentiment deteriorated sharply after the outbreak of the conflict in the Middle East in late February raised concerns about energy prices and inflation.

Monetary policy remained on hold in both countries throughout the quarter. The Bank of Canada held its policy rate at 2.25% at both its January and March meetings, while the U.S. Federal Reserve Board maintained the federal funds rate at 3.50%–3.75% at the same meetings. Canada's unemployment rate was 6.7% in March, and the U.S. rate was 4.3%.

Canadian equities rose about 4% in the first quarter, outperforming global peers as the energy sector benefited from the sharp rise in crude oil prices following the closure of the Strait of Hormuz. Materials also contributed, supported by a record gold price early in the quarter. The Canadian equity market performed relatively well amid a broad global equity decline.

U.S. equities declined, with the S&P 500 Index falling about 4.4%. Large-capitalization technology and growth-oriented stocks led the decline as rising oil prices and inflation concerns weighed on investor confidence. The energy sector was an exception, advancing with oil prices. Smaller-capitalization and value-oriented stocks outperformed the large-cap growth benchmark as market leadership continued to broaden.

Performance

Stock selection in the consumer staples and consumer discretionary sectors contributed to the Fund's performance. Ovintiv Inc. and Linde PLC were the top individual contributors to performance.

Stock selection in the information technology and industrials sectors detracted from the Fund's performance. Cenovus Energy Inc. and Mastercard Inc. were the top individual detractors from performance.

Portfolio activity

The sub-advisor added Suncor Energy Inc. and Manulife Financial Corp. The sub-advisor increased Texas Instruments Inc. and Caterpillar Inc.

Kinaxis Inc. and Copart Inc. were sold. AtkinsRéalis Group Inc. and BlackRock Inc. were reduced.

CAN Canadian Focused Growth 75/75

April 30, 2026

Disclaimer

The commentaries on the company specific information and purchases and sales were provided by the fund manager. Canada Life will not be liable for any loss, or damages whatsoever, whether directly or indirectly incurred, arising out of the use or misuse of errors or omissions in any information contained in this commentary. The data provided in this commentary is for information purposes only and, except where otherwise indicated, is current as of Mar 31, 2026.

The views expressed in this commentary are those of fund manager as at the date of publication and are subject to change without notice. This commentary is presented only as a general source of information and is not intended as a solicitation to buy or sell specific investments, nor is it intended to provide tax or legal advice. Prospective investors should review the offering documents relating to any investment carefully before making an investment decision and should ask their Advisor for advice based on their specific circumstances.

The content of this commentary (including facts, views, opinions, recommendations, descriptions of or references to, products or securities) is not to be used or construed as investment advice, as an offer to sell or the solicitation of an offer to buy, or an endorsement, recommendation or sponsorship of any entity or security cited. Although we endeavour to ensure its accuracy and completeness, we assume no responsibility for any reliance upon it.

This document may contain forward-looking information which reflect our or third-party current expectations or forecasts of future events. Forward-looking information is inherently subject to, among other things, risks, uncertainties and assumptions that could cause actual results to differ materially from those expressed herein. These risks, uncertainties and assumptions include, without limitation, general economic, political and market factors, interest and foreign exchange rates, the volatility of equity and capital markets, business competition, technological change, changes in government regulations, changes in tax laws, unexpected judicial or regulatory proceedings and catastrophic events. Please consider these and other factors carefully and not place undue reliance on forward-looking information. The forward-looking information contained herein is current only as of Mar 31, 2026. There should be no expectation that such information will in all circumstances be updated, supplemented or revised whether as a result of new information, changing circumstances, future events or otherwise.

There can be no assurance that the Fund's return or volatility targets will be met, or met over any particular time horizon. Targeted returns and volatility should be evaluated over the time period indicated and not over shorter periods. Targeted returns are not actual performance and should not be relied upon as an indication of actual or future performance.

This fund is available through a segregated funds policy issued by Canada Life.

A description of the key features of Canada Life's individual variable insurance contract is contained in the information folder, available from your advisor.

Any amount that is allocated to a segregated fund is invested at the risk of the policyowner and may increase or decrease in value.

Canada Life Investment Management and design, and Canada Life and design are trademarks of The Canada Life Assurance Company.

CAN Canadian Focused Growth 75/75

April 30, 2026

*For Partner series and Preferred partner series an advisory and management services (AMS) fee, of between 0.50% and 1.25%, is negotiated between you and your advisor. The MER doesn't include this fee.

Canada Life is currently waiving a portion of the investment management fees on the High Interest Savings fund to target an estimated management expense ratio of 1.00%. Canada Life is not obligated to continue waiving these fees and it may cease to do so at any time without notice.

The 7-day annualized yield is based on the annualized total return of the fund over the past seven calendar days and does not represent an actual one-year return. It's important to note that 7-day annualized yield is not an indicator of future performance of the fund.

^Deferred Sales Charge (DSC) purchase option is not available for new contributions given regulatory bans that came into effect June 1, 2023. For certain policies where DSC is the only sales charge option available, new contributions may be accepted. Additional disclosure may be required.

†Soft capped - Contributions are no longer accepted to new investors., ‡Hard capped - Contributions are no longer accepted.

Distribution of the chart, history standard and short-term reports are not permitted without including the fund profile long-term report. A description of the key features of Canada Life's individual variable insurance contract is contained in the information folder, available from your advisor. Any amount that is allocated to a segregated fund is invested at the risk of the policyowner and may increase or decrease in value. A description of the key features of Canada Life's individual variable insurance contract is contained in the information folder, available from your advisor. Reports produced using this web site are for information purposes only. Canada Life and their affiliates, representatives, and third party content providers do not warrant the accuracy, completeness, or timeliness of this website or any content, and shall not be responsible for investment decisions, damages, or other losses resulting from the use of this website or its content. The only true report on unit values is the periodic statement prepared and sent by Canada Life. For more information about Canada Life and its products visit canadalife.com or talk to your advisor. In Quebec, advisor refers to a financial security advisor for individual insurance and segregated funds policies; and to an advisor in group insurance/annuity plans for group products. Funds are available through a segregated funds policy issued by Canada Life. Canada Life and design are/is a trademark(s) of The Canada Life Assurance Company.

Financial information provided by Fundata Canada Inc.

©Fundata Canada Inc. All rights reserved.

