

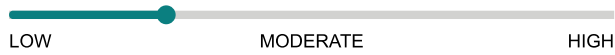
# CAN Global Growth Balanced 75/100 (PS2)

January 31, 2026

A fund that aims to find balance between long-term growth and consistent income.

## Is this fund right for you?

### RISK RATING



### Fund category

Global Neutral Balanced

### Inception date

May 11, 2020

### Management

expense ratio (MER)\*

-

### Fund management

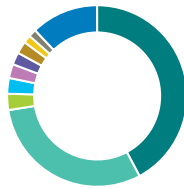
T. Rowe Price Group Inc

## How is the fund invested? (as of December 31, 2025)



### Asset allocation (%)

Foreign Bonds	37.4
US Equity	35.1
International Equity	22.6
Cash and Equivalents	3.4
Canadian Equity	1.3
Income Trust Units	0.2
Domestic Bonds	0.1
Other	-0.1



### Geographic allocation (%)

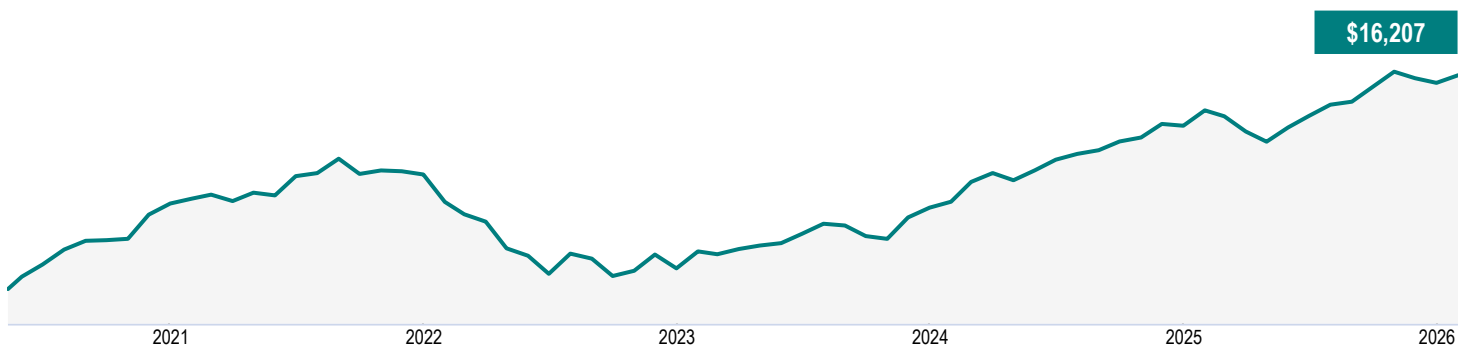
Canada	42.2
United States	30.3
China	2.9
Japan	2.8
India	2.5
Germany	2.2
Netherlands	2.2
Brazil	1.4
Korea, Republic Of	1.4
Other	12.1



### Sector allocation (%)

Fixed Income	37.9
Technology	26.9
Financial Services	11.3
Healthcare	4.1
Industrial Goods	3.9
Consumer Services	3.7
Cash and Cash Equivalent	3.4
Consumer Goods	2.3
Basic Materials	1.7
Other	4.8

## Growth of \$10,000 (since inception)



# CAN Global Growth Balanced 75/100 (PS2)

January 31, 2026

## Fund details (as of December 31, 2025)

Top holdings	%
CAD Currency	40.7
NVIDIA Corp	3.4
Microsoft Corp	2.6
Alphabet Inc Cl C	2.6
CDX HY CDSI S45 5Y 12/20/2030 20250922 5.00% 20-Dec-2030	2.6
Apple Inc	2.5
JPY IRS 2/10/30 REC FLT 20250210 0.73% 10-Feb-2030	2.4
KRW IRS 12/10/2028 REC FIX 20251210 3.05% 10-Dec-2028	2.4
USD ZCIS 4/29/28 REC CPI 20250429 318.99% 29-Apr-2028	2.4
USD ZCIS 4/10/30 REC CPI 20250410 318.09% 10-Apr-2030	2.2
Total allocation in top holdings	63.8

Portfolio characteristics	
Standard deviation	6.69%
Dividend yield	0.97%
Yield to maturity	4.55%
Duration (years)	4.70
Coupon	4.77%
Average credit rating	A-
Average market cap (million)	\$1,431,633.3

### Net assets (million)

-

**Price**  
\$16.21

**Number of holdings**  
664

**Minimum initial investment**  
\$100,000  
A minimum \$500,000 in eligible assets required for preferred pricing. (refer back to info folder for eligible assets)

**Fund codes**  
FEL – CLGE045E

### Contact information

**Customer service centre**

Toll free:  
1-888-252-1847

Corporate website:  
canadalife.com

## Understanding returns

### Annual compound returns (%)

1 MO	3 MO	YTD	1 YR	3 YR	5 YR	10 YR	INCEPTION
1.37	-0.64	1.37	6.70	13.47	5.12	-	8.80

### Calendar year returns (%)

2025	2024	2023	2022	2021	2020	2019	2018
8.45	19.23	16.62	-20.45	6.75	-	-	-

## Range of returns over five years (June 01, 2020 - January 31, 2026)

Best return	Best period end date	Worst return	Worst period end date	Average Return	% of periods with positive returns	Number of positive periods	Number of negative periods
7.32%	Oct. 2025	5.07%	Dec. 2025	6.36%	100.00%	9	0

# CAN Global Growth Balanced 75/100 (PS2)

January 31, 2026

*Commentary and opinions are provided by T. Rowe Price Group Inc.*

\*For Partner series and Preferred partner series an advisory and management services (AMS) fee, of between 0.50% and 1.25%, is negotiated between you and your advisor. The MER doesn't include this fee.

Canada Life is currently waiving a portion of the investment management fees on the High Interest Savings fund to target an estimated management expense ratio of 1.00%. Canada Life is not obligated to continue waiving these fees and it may cease to do so at any time without notice.

The 7-day annualized yield is based on the annualized total return of the fund over the past seven calendar days and does not represent an actual one-year return. It's important to note that 7-day annualized yield is not an indicator of future performance of the fund.

^Deferred Sales Charge (DSC) purchase option is not available for new contributions given regulatory bans that came into effect June 1, 2023. For certain policies where DSC is the only sales charge option available, new contributions may be accepted. Additional disclosure may be required.

†Soft capped - Contributions are no longer accepted to new investors., ‡Hard capped - Contributions are no longer accepted.

Distribution of the chart, history standard and short-term reports are not permitted without including the fund profile long-term report. A description of the key features of Canada Life's individual variable insurance contract is contained in the information folder, available from your advisor. Any amount that is allocated to a segregated fund is invested at the risk of the policyowner and may increase or decrease in value. A description of the key features of Canada Life's individual variable insurance contract is contained in the information folder, available from your advisor. Reports produced using this web site are for information purposes only. Canada Life and their affiliates, representatives, and third party content providers do not warrant the accuracy, completeness, or timeliness of this website or any content, and shall not be responsible for investment decisions, damages, or other losses resulting from the use of this website or its content. The only true report on unit values is the periodic statement prepared and sent by Canada Life. For more information about Canada Life and its products visit [canadalife.com](http://canadalife.com) or talk to your advisor. In Quebec, advisor refers to a financial security advisor for individual insurance and segregated funds policies; and to an advisor in group insurance/annuity plans for group products. Funds are available through a segregated funds policy issued by Canada Life. Canada Life and design are/is a trademark(s) of The Canada Life Assurance Company.

**Financial information provided by Fundata Canada Inc.**

©Fundata Canada Inc. All rights reserved.

