

CAN Canadian Focused Premier Growth 75/75 (P)[†]



January 31, 2026

A growth-oriented Canadian equity fund seeking capital appreciation.

Is this fund right for you?

- You want your money to grow over the longer term.
- You want to invest in Canadian companies.
- You're comfortable with a moderate level of risk.

RISK RATING



FUNDGRADE A⁺
ACHIEVED FOR THE YEAR 2025

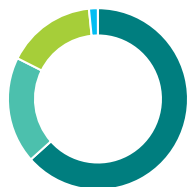
Fund category
Canadian Focused Equity

Inception date
July 09, 2018

Management expense ratio (MER)*
1.98%
(December 31, 2024)

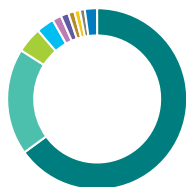
Fund management
Invesco Canada Ltd.

How is the fund invested? (as of January 31, 2026)



Asset allocation (%)

Canadian Equity	63.4
US Equity	19.0
International Equity	16.0
Cash and Equivalents	1.6



Geographic allocation (%)

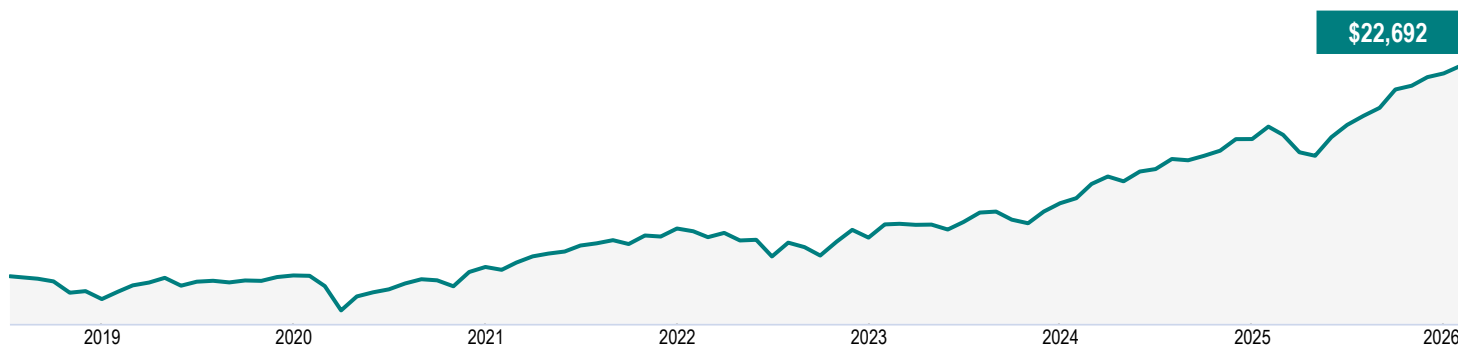
Canada	65.0
United States	19.0
United Kingdom	4.6
Taiwan	3.2
Singapore	1.6
Switzerland	1.4
Netherlands	1.1
Ireland	1.0
Hong Kong	0.9
Other	2.2



Sector allocation (%)

Financial Services	26.1
Technology	16.1
Industrial Goods	13.1
Basic Materials	9.6
Energy	6.9
Consumer Services	6.6
Consumer Goods	6.1
Industrial Services	4.8
Real Estate	4.3
Other	6.4

Growth of \$10,000 (since inception)



CAN Canadian Focused Premier Growth 75/75 (P)[†]

January 31, 2026

Fund details (as of January 31, 2026)

Top holdings	%
Royal Bank of Canada	6.2
Bombardier Inc CI B	3.1
Bank of Montreal	2.7
Wheaton Precious Metals Corp	2.7
Toromont Industries Ltd	2.6
Coherent Corp	2.6
Taiwan Semiconductor Manufactrg Co Ltd	2.5
Brookfield Corp CI A	2.3
Franco-Nevada Corp	2.1
Barclays PLC	1.9
Total allocation in top holdings	28.7

Portfolio characteristics	
Standard deviation	9.75%
Dividend yield	1.62%
Yield to maturity	-
Duration (years)	-
Coupon	-
Average credit rating	-
Average market cap (million)	\$386,282.8

Net assets (million)
\$10.4

Price
\$22.69

Number of holdings
113

Minimum initial investment
\$500

Fund codes
FEL – CLGB090A

Understanding returns

Annual compound returns (%)

1 MO	3 MO	YTD	1 YR	3 YR	5 YR	10 YR	INCEPTION
1.98	5.51	1.98	19.20	20.01	16.91	-	11.44

Calendar year returns (%)

2025	2024	2023	2022	2021	2020	2019	2018
21.68	26.91	16.83	-4.27	22.00	5.10	16.54	-

Range of returns over five years (August 01, 2018 - January 31, 2026)

Best return	Best period end date	Worst return	Worst period end date	Average Return	% of periods with positive returns	Number of positive periods	Number of negative periods
18.02%	Oct. 2025	6.73%	Sept. 2023	12.68%	100.00%	31	0

Contact information

Customer service centre

Toll free:
1-888-252-1847

Corporate website:
canadalife.com

CAN Canadian Focused Premier Growth 75/75 (P)[†]

January 31, 2026

Q4 2025 Fund Commentary

Commentary and opinions are provided by Invesco Canada Ltd..

Market commentary

Global equities rose in the fourth quarter of 2025 despite increased volatility. International stocks outperformed U.S. stocks. Artificial intelligence (AI) was a major driver of investor enthusiasm, but momentum in the U.S. faded as investors grew more cautious about high valuations on information technology stocks. Equity market leadership broadened, with value stocks showing resilience despite softening U.S. labour conditions and a U.S. government shutdown.

Emerging market equities were among the top performers, supported by a broad information technology rebound across Asia. However, results varied. South Korea saw gains fuelled by corporate governance reforms and AI-related semiconductor demand. Chinese equities fell amid weak economic data and the strengthening of its currency. European equities also rose, helped by the euro's appreciation against the U.S. dollar, improving manufacturing trends and expectations of fiscal stimulus in Germany.

Canadian equities rose, supported by performance in the materials and energy sectors and a strengthening Canadian dollar relative to the U.S. dollar. The Bank of Canada held interest rates steady in December after implementing several cuts earlier in the year.

Performance

The Fund's relative exposures to Coherent Corp., Royal Bank of Canada and Bombardier Inc. contributed to performance. Coherent, a supplier to AI data centres, benefited from demand for its optical transceivers, which are critical to AI infrastructure. Royal Bank of Canada posted strong profits, improving returns and solid book value growth. Its HSBC Canada integration has gone well, and Royal Bank of Canada's earnings were aided by capital markets demand. Bombardier saw rising bookings and healthy demand across its business lines.

Relative exposures to Parsons Corp., Arm Holdings PLC and BAE Systems PLC detracted from the Fund's performance. The stock of Parsons was pressured after the company lost a Federal Aviation Administration air traffic control contract to a competitor, an outcome that surprised many. Arm Holdings saw its stock fall because of investor concerns about the current stage of the AI cycle. BAE Systems was affected by investor concerns around a potential peace deal in Ukraine, which could slow Europe's rearmament.

At the sector level, stock selection in the information technology sector and exposures to the consumer discretionary and communication services sectors contributed to the Fund's performance. Security selection in the materials and financials sectors detracted from performance, as did overweight exposure to the industrials sector.

At the regional level, selection within the U.S. and Israel contributed to the Fund's performance, as did underweight exposure to the U.S. and no exposure to China and Germany. Stock selection in Canada and Japan detracted from the Fund's performance.

CAN Canadian Focused Premier Growth 75/75 (P)[†]

January 31, 2026

Portfolio activity

The sub-advisor added a holding in ATCO Ltd. to the Fund for the company's low risk and high-quality growth. Arm Holdings was added as the company's designs are being adopted in cloud-computing data centres and servers, where the company gets higher royalty rates. A holding in Premium Brands Holdings Corp. was added to the Fund as the sub-advisor believes the company could see higher accelerating organic growth, driven by its specialty foods segments and U.S. expansion initiatives. A holding in Ivanhoe Mines Ltd. was added for exposure to copper growth through the company's Kamoa-Kakula mine. A holding in Canadian Imperial Bank of Commerce (CIBC) was added to the Fund based on growth in CIBC's Canadian private and business banking division.

The sub-advisor added to the Fund a holding in AGF Management Inc. after the company's stock declined because of concerns about the company's private markets business.

Holdings in Cenovus Energy Inc. and MEG Energy Corp. were sold following Cenovus's acquisition of MEG Energy. The sub-advisor sees a better risk/reward profile in Suncor Energy Inc. A holding in ConocoPhillips was sold because of the company's weak earnings and quality trends. The sub-advisor sold the Fund's holding in Celestica Inc. after a period of strong share price performance. Although the company provides hardware exposure to AI infrastructure, the holding was sold in favour of what the sub-advisor sees as higher-quality growth opportunities. A holding in Anheuser-Busch InBev SA was sold because of the company's weaker earnings compared to other holdings of companies in the consumer staples sector.

The Fund's holding in Bank of Montreal was reduced to manage its weight in the Fund's and to help fund the purchase of a holding in CIBC. A holding in Coherent was reduced to manage its weighting in the Fund as the company's stock price rose.

Outlook

The sub-advisor is focused on applying a long-term investment process that seeks to invest in attractively valued, high-quality growth companies. The sub-advisor believes geopolitical and macroeconomic concerns may remain elevated but still has an optimistic outlook for the coming months.

CAN Canadian Focused Premier Growth 75/75 (P)[†]

January 31, 2026

Disclaimer

The commentaries on the company specific information and purchases and sales were provided by the fund manager. Canada Life will not be liable for any loss, or damages whatsoever, whether directly or indirectly incurred, arising out of the use or misuse of errors or omissions in any information contained in this commentary. The data provided in this commentary is for information purposes only and, except where otherwise indicated, is current as of Dec 31, 2025.

The views expressed in this commentary are those of fund manager as at the date of publication and are subject to change without notice. This commentary is presented only as a general source of information and is not intended as a solicitation to buy or sell specific investments, nor is it intended to provide tax or legal advice. Prospective investors should review the offering documents relating to any investment carefully before making an investment decision and should ask their Advisor for advice based on their specific circumstances.

The content of this commentary (including facts, views, opinions, recommendations, descriptions of or references to, products or securities) is not to be used or construed as investment advice, as an offer to sell or the solicitation of an offer to buy, or an endorsement, recommendation or sponsorship of any entity or security cited. Although we endeavour to ensure its accuracy and completeness, we assume no responsibility for any reliance upon it.

This document may contain forward-looking information which reflect our or third-party current expectations or forecasts of future events. Forward-looking information is inherently subject to, among other things, risks, uncertainties and assumptions that could cause actual results to differ materially from those expressed herein. These risks, uncertainties and assumptions include, without limitation, general economic, political and market factors, interest and foreign exchange rates, the volatility of equity and capital markets, business competition, technological change, changes in government regulations, changes in tax laws, unexpected judicial or regulatory proceedings and catastrophic events. Please consider these and other factors carefully and not place undue reliance on forward-looking information. The forward-looking information contained herein is current only as of Dec 31, 2025. There should be no expectation that such information will in all circumstances be updated, supplemented or revised whether as a result of new information, changing circumstances, future events or otherwise.

There can be no assurance that the Fund's return or volatility targets will be met, or met over any particular time horizon. Targeted returns and volatility should be evaluated over the time period indicated and not over shorter periods. Targeted returns are not actual performance and should not be relied upon as an indication of actual or future performance.

This fund is available through a segregated funds policy issued by Canada Life.

A description of the key features of Canada Life's individual variable insurance contract is contained in the information folder, available from your advisor.

Any amount that is allocated to a segregated fund is invested at the risk of the policyowner and may increase or decrease in value.

Canada Life Investment Management and design, and Canada Life and design are trademarks of The Canada Life Assurance Company.

CAN Canadian Focused Premier Growth 75/75 (P)[†]

January 31, 2026

*For Partner series and Preferred partner series an advisory and management services (AMS) fee, of between 0.50% and 1.25%, is negotiated between you and your advisor. The MER doesn't include this fee.

Canada Life is currently waiving a portion of the investment management fees on the High Interest Savings fund to target an estimated management expense ratio of 1.00%. Canada Life is not obligated to continue waiving these fees and it may cease to do so at any time without notice.

The 7-day annualized yield is based on the annualized total return of the fund over the past seven calendar days and does not represent an actual one-year return. It's important to note that 7-day annualized yield is not an indicator of future performance of the fund.

[^]Deferred Sales Charge (DSC) purchase option is not available for new contributions given regulatory bans that came into effect June 1, 2023. For certain policies where DSC is the only sales charge option available, new contributions may be accepted. Additional disclosure may be required.

[†]Soft capped - Contributions are no longer accepted to new investors., [‡]Hard capped - Contributions are no longer accepted.

Distribution of the chart, history standard and short-term reports are not permitted without including the fund profile long-term report. A description of the key features of Canada Life's individual variable insurance contract is contained in the information folder, available from your advisor. Any amount that is allocated to a segregated fund is invested at the risk of the policyowner and may increase or decrease in value. A description of the key features of Canada Life's individual variable insurance contract is contained in the information folder, available from your advisor. Reports produced using this web site are for information purposes only. Canada Life and their affiliates, representatives, and third party content providers do not warrant the accuracy, completeness, or timeliness of this website or any content, and shall not be responsible for investment decisions, damages, or other losses resulting from the use of this website or its content. The only true report on unit values is the periodic statement prepared and sent by Canada Life. For more information about Canada Life and its products visit canadalife.com or talk to your advisor. In Quebec, advisor refers to a financial security advisor for individual insurance and segregated funds policies; and to an advisor in group insurance/annuity plans for group products. Funds are available through a segregated funds policy issued by Canada Life. Canada Life and design are/is a trademark(s) of The Canada Life Assurance Company.

FundGrade A+[®] is used with permission from Fundata Canada Inc., all rights reserved. The annual FundGrade A+[®] Awards are presented by Fundata Canada Inc. to recognize the "best of the best" among Canadian investment funds. The FundGrade A+[®] calculation is supplemental to the monthly FundGrade ratings and is calculated at the end of each calendar year. The FundGrade rating system evaluates funds based on their risk-adjusted performance, measured by Sharpe Ratio, Sortino Ratio, and Information Ratio. The score for each ratio is calculated individually, covering all time periods from 2 to 10 years. The scores are then weighted equally in calculating a monthly FundGrade. The top 10% of funds earn an A Grade; the next 20% of funds earn a B Grade; the next 40% of funds earn a C Grade; the next 20% of funds receive a D Grade; and the lowest 10% of funds receive an E Grade. To be eligible, a fund must have received a FundGrade rating every month in the previous year. The FundGrade A+[®] uses a GPA-style calculation, where each monthly FundGrade from "A" to "E" receives a score from 4 to 0, respectively. A fund's average score for the year determines its GPA. Any fund with a GPA of 3.5 or greater is awarded a FundGrade A+[®] Award. For more information, see www.FundGradeAwards.com. Although Fundata makes every effort to ensure the accuracy and reliability of the data contained herein, the accuracy is not guaranteed by Fundata.

Financial information provided by Fundata Canada Inc.

©Fundata Canada Inc. All rights reserved.

